

No: *904* /HABECO-VP.HĐQT

Hanoi, *29* October 2025

PERIODIC INFORMATION DISCLOSURE

To:

- The State Securities Commission;
- The Ho Chi Minh Stock Exchange.

- Name of organization:** Hanoi Beer Alcohol and Beverage Joint Stock Corporation (“HABECO”)
 - **Stock symbol /Member code:** BHN
 - **Address:** No 183 Hoang Hoa Tham Street, Ngoc Ha Ward, Hanoi
 - **Telephone:** 024.38453843 Fax: 024.37223784
 - **Email:** habeco@habeco.com.vn
- Content of the disclosure:**
 - The Separate Financial Statements and Consolidated Financial Statements for the 3rd Quarter of 2025, which have been reviewed, of Hanoi Beer Alcohol and Beverage Joint Stock Corporation.
 - Explanation of the fluctuations in after-tax profit in the reviewed Financial Statements for the 3rd Quarter of 2025 of Hanoi Beer Alcohol and Beverage Joint Stock Corporation.
- This information is published on the Corporation's website on *29* October 2025 at the following link: <http://www.habeco.com.vn>.**

We hereby affirm that the information provided above is true and accurate, and we accept full legal responsibility for the content of the disclosed information.

ORGANIZATION REPRESENTATIVE
PARTY AUTHORIZED TO DISCLOSE INFORMATION
DEPUTY GENERAL DIRECTOR



Bui Truong Thang

**HANOI BEER ALCOHOL AND BEVERAGE JOINT STOCK
CORPORATION AND ITS SUBSIDIARIES**

Reviewed consolidated financial statements

For the third quarter of the fiscal year 2025 ended 30 September 2025



**HANOI BEER ALCOHOL AND BEVERAGE JOINT STOCK CORPORATION
AND ITS SUBSIDIARIES**

Address: 183 Hoang Hoa Tham, Ngoc Ha Ward, Hanoi City

TABLE OF CONTENTS

CONTENT	PAGE
REPORT OF THE BOARD OF MANAGEMENT	02 – 3
INTERIM FINANCIAL INFORMATION REVIEW REPORT	4 – 5
REVIEWED CONSOLIDATED FINANCIAL STATEMENTS	
<i>Consolidated balance sheet</i>	6 – 9
<i>Consolidated income statement</i>	10
<i>Consolidated cash flow statement</i>	11 – 12
<i>Notes to the consolidated financial statements</i>	13 – 52

**HANOI BEER ALCOHOL AND BEVERAGE JOINT STOCK CORPORATION
AND ITS SUBSIDIARIES**

Address: 183 Hoang Hoa Tham, Ngoc Ha Ward, Hanoi City

REPORT OF THE BOARD OF MANAGEMENT

The Board of Management of Hanoi Beer Alcohol And Beverage Joint Stock Corporation and its subsidiaries (hereinafter referred to as "the Corporation") presents its report and the Corporation's consolidated financial statements for the third quarter of the fiscal year 2025 ended 30 September 2025.

Overview

Hanoi Beer Alcohol And Beverage Joint Stock Corporation, formerly known as Hanoi Beer - Alcohol - Beverage Corporation, was established under Decision No. 75/2003/QĐ-BCN dated May 6, 2003, of the Ministry of Industry (now the Ministry of Industry and Trade). The Corporation officially converted from a state-owned enterprise to a joint-stock company with the name Hanoi Beer Alcohol And Beverage Joint Stock Corporation under Decision No. 1863/QĐ-TTg dated December 28, 2007, and Decision No. 575/QĐ-TTg dated May 16, 2008, of the Prime Minister.

The Corporation operates under Business Registration Certificate No. 0103025268 issued by the Hanoi Department of Planning and Investment on June 16, 2008. Enterprise Registration Certificate (7th Amendment), No. 0101376672, dated August 01, 2025.

The Corporation's main business activities are: Production of beer and malt for brewing; Distilling, rectifying, and blending spirits; Production of non-alcoholic beverages and mineral water; Wholesale of beverages; Wholesale of rice, wheat, flour, and other cereals; Warehouse rental; Rental of machinery and equipment.

The Corporation's head office is located at 183 Hoang Hoa Tham, Ngoc Ha Ward, Hanoi City.

The Board of Directors, The Board of Management, and Supervisory Board during the period and as at the date of this report are as follows:

Board of Directors

Mr Tran Dinh Thanh	Chairman
Mr Ngo Que Lam	Member
Mr Vu Xuan Dung	Member
Mr Tran Thuan An	Member
Mr Bui Huu Quang	Member
Mr Tran Danh Dang	Independent member
Ms Quan Le Ha	Independent member

Board of Management

Mr Ngo Que Lam	General Director
Mr Vu Xuan Dung	Deputy General Director
Mr Bui Truong Thang	Deputy General Director
Mr Pham Trung Kien	Deputy General Director
Mr Tran Thuan An	Deputy General Director

Board Of Supervisors

Ms Chu Thi Thu Trang	Head
Mr Tran Duc Giang	Member
Ms Thieu Hong Nhung	Member

Legal Representative

The legal representative of the Corporation during the period and as of the date of this report is as follows:

Mr Tran Dinh Thanh	Chairman
Mr Ngo Que Lam	General Director

**HANOI BEER ALCOHOL AND BEVERAGE JOINT STOCK CORPORATION
AND ITS SUBSIDIARIES**

Address: 183 Hoang Hoa Tham, Ngoc Ha Ward, Hanoi City

Auditor


NVA Auditing Company Limited has performed the review on the consolidated financial statements for the third quarter of the fiscal year 2025 ended 30 September 2025 for the Corporation

Statement of the Board of Management's responsibility in respect of the consolidated financial statements

The Board of Management is responsible for the consolidated financial statements of each financial year which give a true and fair view of the state of affairs of the Corporation and of its operation results and cash flows for the year. In preparing those financial statements, the board of management is required to:

- Select suitable accounting policies and then apply them consistently;
- Make judgments and estimates reasonably and prudently;
- Prepare and present the consolidated financial statements in compliance with current accounting standards, accounting regimes, and relevant regulations;
- Prepare the financial statements on going concern basis unless it is inappropriate to presume that the Corporation will continue in business;
- Establish and implement an effective internal control system to minimize the risk of material misstatement, whether due to fraud or error, in the preparation and presentation of the consolidated financial statements.

The Board of Management is responsible for ensuring that proper accounting records are kept which disclosed, with reasonable accuracy at any time, the financial position of Corporation and to ensure that the accounting records comply with the registered accounting system, It is responsible for safeguarding the assets of the Corporation and hence for taking reasonable steps for the prevention and detection of fraud and other irregularities.

The Board of Management of the Corporation approves and commit that the attached consolidated financial statements give a true and fair view of the Corporation's consolidated financial position as at 30 September 2025, as well as the results of its consolidated operations and consolidated cash flows for the third quarter of the fiscal year 2025 then ended, in accordance with Vietnamese accounting standards, accounting regime for enterprises, and compliance with relevant legal regulations. 



Ngo Que Lam

Ha Noi, 29 October 2025

4-C
TY
I
ÁN
CHÍNH

No: 01.07.2.6/25/BCTC/NVA.VP

INTERIM FINANCIAL INFORMATION REVIEW REPORT

To: Shareholders, The Board of Directors and the Board of Management
Hanoi Beer Alcohol And Beverage Joint Stock Corporation

We have reviewed the accompanying consolidated financial statements of Hanoi Beer Alcohol And Beverage Joint Stock Corporation and its subsidiaries (hereinafter referred to as "the Corporation"), prepared on 29 October 2025, from page 6 to page 52, which include: the consolidated balance sheet as at 30 September 2025, the consolidated income statement, the consolidated cash flow statement for the third quarter of the fiscal year 2025 then ended, and the notes to the consolidated financial statements.

The Board of Managements' responsibility

The Board of Management is responsible for the preparation and the presentation to give a true and fair view on the consolidated financial statements of the Corporation in accordance with the prevailing Vietnamese Accounting Standards and System as well as other related regulations, and is responsible for internal control which the Management realizes that it is necessary to ensure the preparation and the presentation of the consolidated financial statements to be free from material errors due to frauds or mistakes.

Auditor's responsibility

Our responsibility is to express a conclusion on the consolidated financial statements for the third quarter of the fiscal year 2025 ended 30 September 2025 based on our review. We performed the review in accordance with Vietnamese Standards on review engagements No. 2410 - Review of interim financial information performed by the entity's independent auditors.

A review of interim financial information consists of making inquiries, primarily of persons responsible for financial and accounting matters, and applying analytical procedures and other review procedures. A review is substantially less in scope than an audit conducted in accordance with Vietnamese Auditing Standards and, accordingly, does not enable us to obtain assurance that we will become aware of all Material issues may be discovered during an audit. Accordingly, we do not express an audit opinion.

Auditor's conclusion

Based on the results of our review, we have not found anything that causes us to believe that the attached consolidated financial statements for the third quarter of the fiscal year 2025 do not give a true and fair view in all material respects of the financial situation of the Corporation as at 30 September 2025, consolidated results of its operations and consolidated cash flows of the unit in the third quarter of the fiscal year 2025 then ended, in accordance with accounting standards, Vietnamese accounting regime and legal regulations related to the preparation and presentation of consolidated financial statements.

Other matters

The consolidated financial statements for the fiscal year ended 31 December 2024, and the consolidated financial statements for the third quarter of the fiscal year 2024 ended 30 September 2024, were audited and reviewed by another audit firm. The independent auditor's report dated 28 March 2025, expressed an unqualified opinion, and report on results of the review dated 29 October 2024, also concluded with an unqualified opinion.

NVA Auditing Company Limited
Deputy General Director



Le Hong Dao

Practicing Auditor Registration Certificate No.
1732-2023-152-1

Ho Chi Minh City, 29 October 2025



**HANOI BEER ALCOHOL AND BEVERAGE JOINT STOCK CORPORATION
AND ITS SUBSIDIARIES**

Address: 183 Hoang Hoa Tham, Ngoc Ha Ward, Hanoi City

FINANCIAL STATEMENTS

CONSOLIDATED BALANCE SHEET

As at 30 September 2025

Unit: VND

ASSETS	Code	Note	Ending balance	Beginning balance
A . CURRENT ASSETS	100		5,999,258,003,513	5,352,518,818,851
I. Cash and cash equivalents	110	V.1	522,650,409,077	1,036,109,602,407
1. Cash	111		280,350,409,077	548,279,602,407
2. Cash equivalents	112		242,300,000,000	487,830,000,000
II. Short-term financial investments	120		4,328,601,426,714	3,297,999,912,329
1. Trading securities	121		-	-
2. Provision for diminution in value of trading securities (*)	122		-	-
3. Held-to-maturity investments	123	V.2	4,328,601,426,714	3,297,999,912,329
III. Short-term receivables	130		505,365,023,025	250,501,738,886
1. Short-term trade receivables	131	V.3	358,785,556,525	145,074,290,970
2. Short-term advances to suppliers	132		47,545,823,494	36,553,599,481
3. Short-term intercompany receivables	133		-	-
4. Receivables according to the progress of construction contracts	134		-	-
5. Short-term loan receivables	135		-	-
6. Other short-term receivables	136	V.4	123,221,829,785	92,949,593,791
7. Provision for short-term doubtful debt (*)	137	V.5	(24,188,186,779)	(24,075,745,356)
8. Shortage of assets awaiting resolution	139		-	-
IV. Inventories	140	V.6	615,348,711,029	713,918,413,203
1. Inventories	141		633,971,058,507	732,493,932,340
2. Provision against devaluation of goods in stock (*)	149		(18,622,347,478)	(18,575,519,137)
V. Other current assets	150		27,292,433,668	53,989,152,026
1. Short-term prepayments	151	V.12	24,584,964,010	31,263,540,647
2. VAT deductibles	152		80,444,001	16,414,644,343
3. Taxes and other receivables from the State budget	153	V.15	2,627,025,657	6,310,967,036
4. Purchase and resale of government bonds	154		-	-
5. Other current assets	155		-	-
B. NON- CURRENT ASSETS	200		1,625,503,620,359	1,906,681,183,873
I. Long-term receivables	210		236,800,000	231,800,000
1. Long-term trade receivables	211		-	-
2. Long-term advances to suppliers	212		-	-
3. Working capital from sub-units	213		-	-
4. Long-term intercompany receivables	214		-	-
5. Receivables on long-term loans	215		-	-
6. Other long-term receivables	216	V.4	236,800,000	231,800,000
7. Provision for long-term doubtful debts (*)	219		-	-

**HANOI BEER ALCOHOL AND BEVERAGE JOINT STOCK CORPORATION
AND ITS SUBSIDIARIES**

Address: 183 Hoang Hoa Tham, Ngoc Ha Ward, Hanoi City

FINANCIAL STATEMENTS

Consolidated balance sheet (continued)

Unit: VND

ASSETS	Code	Note	Ending balance	Beginning balance
II. Fixed assets	220		1,056,215,672,588	1,194,282,460,747
1. Tangible fixed assets	221	V.8	986,440,538,216	1,119,065,206,629
- Cost	222		9,541,541,585,376	9,506,630,149,434
- Accumulated depreciation	223		(8,555,101,047,160)	(8,387,564,942,805)
2. Finance leasing assets	224		-	-
- Cost	225		-	-
- Accumulated depreciation	226		-	-
3. Intangible fixed assets	227	V.9	69,775,134,372	75,217,254,118
- Cost	228		180,746,277,688	175,579,262,280
- Accumulated depreciation	229		(110,971,143,316)	(100,362,008,162)
III. Investment properties	230	V.10	2,440,622,534	2,881,508,740
- Cost	231		12,418,243,746	12,418,243,746
- Accumulated depreciation	232		(9,977,621,212)	(9,536,735,006)
IV. Long-term unfinished assets	240	V.7	3,218,366,631	16,835,179,030
1. Cost for work in process	241		-	-
2. Construction in progress	242		3,218,366,631	16,835,179,030
V. Long-term investments	250	V.2	282,586,887,966	476,670,079,750
1. Investments in subsidiaries	251		-	-
2. Investments in joint-ventures, associates	252		241,549,846,006	235,633,037,790
3. Other long-term investments	253		43,750,000,000	43,750,000,000
4. Provision for devaluation of long-term investments	254		(2,712,958,040)	(2,712,958,040)
5. Investments held to maturity	255		-	200,000,000,000
VI. Other long-term assets	260		280,805,270,640	215,780,155,606
1. Long-term prepayments	261	V.12	273,300,197,297	205,053,706,642
2. Deferred income tax assets	262	V.11	3,678,369,678	7,085,348,505
3. Long term equipment, supplies and spare parts	263		3,826,703,665	3,641,100,459
4. Other long-term assets	268		-	-
5. Goodwill	269		-	-
TOTAL ASSETS	270		7,624,761,623,872	7,259,200,002,724

388.
IG T
JHH
TO
VA
HỒ

**HANOI BEER ALCOHOL AND BEVERAGE JOINT STOCK CORPORATION
AND ITS SUBSIDIARIES**

Address: 183 Hoang Hoa Tham, Ngoc Ha Ward, Hanoi City

FINANCIAL STATEMENTS

Consolidated balance sheet (continued)

Unit: VND

RESOURCES	Code	Note	Ending balance	Beginning balance
C. LIABILITIES	300		2.297.028.145.522	1.992.820.227.026
I. Current liabilities	310		2.116.313.314.158	1.869.699.422.684
1. Short-term trade payables	311	V.14	399.737.827.767	610.051.831.692
2. Short-term advances from customers	312		22.050.911.928	109.148.123.978
3. Taxes and amounts payable to State budget	313	V.15	640.063.009.519	382.187.805.603
4. Payables to employees	314		196.026.829.182	178.323.002.524
5. Short-term accrued expenses	315	V.16	350.378.589.982	143.604.819.918
6. Short-term intercompany payables	316		-	-
7. Payables based on agreed progress of construction contract	317		-	-
8. Short-term unearned revenue	318	V.19	559.209.090	4.800.000
9. Other short-term payables	319	V.17	356.176.656.866	283.393.359.461
10. Short-term loans and finance lease liabilities	320	V.13	612.000.000	70.681.112.774
11. Provision for short term payables	321	V.18	38.452.438.737	2.256.812.292
12. Bonus and welfare fund	322		112.255.841.087	90.047.754.442
13. Price stabilization fund	323		-	-
14. Purchase and resale of government bonds	324		-	-
II. Long-term liabilities	330		180.714.831.364	123.120.804.342
1. Long-term supplier payables	331	V.14	312.904.575	312.904.575
2. Long-term advances from customers	332		-	-
3. Long-term accrued expenses	333		-	-
4. Intercompany payables on working capital	334		-	-
5. Long-term intercompany payables	335		-	-
6. Long-term unearned revenue	336		-	-
7. Other long-term payables	337	V.17	179.944.963.789	121.891.936.767
8. Long-term loans and finance lease liabilities	338	V.13	456.963.000	915.963.000
9. Convertible bonds	339		-	-
10. Preference shares	340		-	-
11. Deferred income tax	341		-	-
12. Provision for long term payables	342		-	-
13. Scientific and technological development fund	343		-	-



 C.T.

 IN

 HI MINH

**HANOI BEER ALCOHOL AND BEVERAGE JOINT STOCK CORPORATION
AND ITS SUBSIDIARIES**

Address: 183 Hoang Hoa Tham, Ngoc Ha Ward, Hanoi City


FINANCIAL STATEMENTS

Consolidated balance sheet (continued)

Unit: VND

RESOURCES	Code	Note	Ending balance	Beginning balance
D. EQUITY	400		5,327,733,478,350	5,266,379,775,698
I. Owners' equity	410		5,327,083,206,839	5,265,628,783,522
1. Owners' contributed capital	411	V.20	2,318,000,000,000	2,318,000,000,000
- Ordinary shares with voting rights	411a		2,318,000,000,000	2,318,000,000,000
- Preference shares	411b		-	-
2. Share premium	412		-	-
3. Conversion options on bond	413		-	-
4. Other owner's fund	414		-	-
5. Treasury shares (*)	415		-	-
6. Differences upon asset revaluation	416		-	-
7. Exchange differences	417		-	-
8. Investment and development funds	418	V.20	1,532,691,904,862	1,540,865,646,123
9. Enterprise reorganization assistance fund	419		-	-
10. Other equity funds	420	V.20	11,320,527,465	11,432,027,465
11. Undistributed post-tax profits	421	V.20	789,146,515,666	722,092,432,295
- Undistributed post-tax profits accumulated by the end of the previous period	421a		392,251,427,241	351,385,832,337
- Undistributed post-tax profits of current period	421b		396,895,088,425	370,706,599,958
12. Capital expenditure fund	422		-	-
13. Non-controlling interest	429		675,924,258,846	673,238,677,639
II. Funding and other funds	430		650,271,511	750,992,176
1. Funding	431		420,000,000	420,000,000
2. Funds that form fixed assets	432		230,271,511	330,992,176
TOTAL RESOURCES	440		7,624,761,623,872	7,259,200,002,724

Prepared by



Nguyen Viet Dung

Ha Noi, 29 October 2025

Chief Accountant



Pham Thu Thuy

General Director



Ngô Que Lam

HANOI BEER ALCOHOL AND BEVERAGE JOINT STOCK CORPORATION AND ITS SUBSIDIARIES
Address: 183 Hoang Hoa Tham, Ngoc Ha Ward, Hanoi City
FINANCIAL STATEMENTS

CONSOLIDATED INCOME STATEMENT

The third quarter of the fiscal year 2025

Unit: VND

Items	Code	Note	Q3/2025	Q3/2024	Accumulated from the beginning of the year to 30/9/2025	Accumulated from the beginning of the year to 30/9/2024
1. Revenue from sale of goods and rendering of services	01	VI.1	2,544,241,925,306	2,348,254,554,966	6,406,173,697,528	5,995,869,398,388
2. Deductible items	02	VI.2	36,832,114,201	12,997,662,778	84,718,141,688	46,946,179,157
3. Net revenue from sale of goods and rendering of	10	VI.3	2,507,409,811,105	2,335,256,892,188	6,321,455,555,840	5,948,923,219,231
4. Cost of goods sold	11	VI.4	1,768,516,935,720	1,692,539,101,884	4,533,831,679,490	4,395,873,620,220
5. Gross profit from sale of goods and rendering of	20	VI.5	738,892,875,385	642,717,790,304	1,787,623,876,350	1,553,049,599,011
6. Revenue from financial activities	21	VI.6	54,390,136,404	44,417,628,447	151,568,794,416	122,001,747,187
7. Financial expenses	22	VI.6	1,057,949,548	920,405,136	5,759,841,486	4,369,483,096
<i>In which: Interest expense</i>	23		62,382,097	458,543,303	1,348,590,786	2,573,763,177
8. Profit from joint venture and associates	24	VI.7	6,332,628,396	3,321,199,885	14,967,176,216	12,173,857,414
9. Selling expenses	25	VI.7	385,164,131,800	400,878,559,184	1,060,278,254,360	971,911,454,339
10. Administrative expenses	26	VI.7	123,734,395,186	124,111,652,976	388,542,899,413	345,744,418,286
11. Net profit from operating activities	30	VI.8	289,659,163,651	164,546,001,340	499,578,851,723	365,199,847,891
12. Other income	31	VI.8	7,365,423,643	7,499,846,241	23,220,903,707	20,001,823,978
13. Other expenses	32	VI.9	2,798,781,864	389,028,007	3,885,321,150	5,521,869,490
14. Other profit	40		4,566,641,779	7,110,818,234	19,335,582,557	14,479,954,488
15. Total profit before tax	50		294,225,805,430	171,656,819,574	518,914,434,280	379,679,802,379
16. Current corporate income tax expenses	51	VI.10	55,149,026,447	32,145,505,788	97,301,377,874	86,917,357,923
17. Deferred corporate income tax expenses	52		636,539,487	1,065,751,464	3,406,978,827	3,267,557,338
18. Profit after tax	60		238,440,239,496	138,445,562,322	418,206,077,579	289,494,887,118
18.1 Profit after tax for parent company shareholders	61		221,041,322,040	124,086,518,728	396,895,088,425	272,795,136,679
18.2 Profit after tax for uncontrolled shareholders	62		17,398,917,456	14,359,043,594	21,310,989,154	16,699,750,439
19. Basic earnings per share	70	VI.11	954	535	1,712	1,177
20. Diluted earnings per share	71	VI.11	954	535	1,712	1,177

Prepared by



Nguyen Viet Dung

Ha Noi, 29 October 2025

Chief Accountant



Pham Thu Thuy



Ngo Que Lam

**HANOI BEER ALCOHOL AND BEVERAGE JOINT STOCK CORPORATION
AND ITS SUBSIDIARIES**

Address: 183 Hoang Hoa Tham, Ngoc Ha Ward, Hanoi City
FINANCIAL STATEMENTS

CONSOLIDATED CASH FLOWS STATEMENT

(Under indirect method)

The third quarter of the fiscal year 2025

Unit: VND

Items	Code	Note	Accumulated from the beginning of the year to 30/9/2025	Accumulated from the beginning of the year to 30/9/2024
I. Cash flows from operating activities				
1. Profit before tax	01		518,914,434,280	379,679,802,379
2. Adjustments for				
- Depreciation	02		200,648,764,625	300,175,921,852
- Provisions	03		36,354,896,209	(1,197,165,749)
- Gains/losses from unrealised foreign exchange	04		(12,775,998)	-
- Gains/losses from investing activities	05		(149,384,466,539)	(121,055,236,141)
- Interest expenses	06		1,348,590,786	2,573,763,177
- Other adjustments	07		-	-
3. Profit from operating activities before changes in working capital	08		607,869,443,363	560,177,085,518
- Increase/Decrease in receivables	09		(217,385,063,344)	28,459,942,326
- Increase/Decrease in inventory	10		98,337,270,627	95,718,095,753
- Increase/Decrease in payables (excluding interest payables, business income tax payables)	11		302,377,734,476	191,283,835,919
- Increase/Decrease in prepaid expenses	12		(61,567,914,018)	(5,698,010,321)
- Increase/Decrease in trading securities	13		-	-
- Interest paid	14		(1,356,961,082)	(2,619,075,733)
- Business income tax paid	15		(73,643,822,682)	(15,337,458,820)
- Other receipts from operating activities	16		-	-
- Other expenses on operating activities	17		(92,011,588,638)	(87,240,822,064)
Net cash flows from operating activities	20		562,619,098,702	764,743,592,578
II. Cash flow from investing activities				
1. Purchase of fixed assets and other long-term assets	21		(41,415,055,446)	(27,316,247,999)
2. Proceeds from disposals of fixed assets and other long-term assets	22		2,326,665,865	169,357,575
3. Loans to other entities and purchase of debt instruments of other entities	23		(4,063,085,681,861)	(3,025,893,516,927)
4. Repayment from borrowers and proceeds from sales of debt instruments of other entities	24		3,232,484,167,476	2,208,403,984,960
5. Investments in other entities	25		-	-
6. Investment returns from other entities	26		-	-
7. Interest, dividends and profit received	27		129,225,678,032	97,983,077,874
Net cash from investing activities	30		(740,464,225,934)	(746,653,344,517)

**HANOI BEER ALCOHOL AND BEVERAGE JOINT STOCK CORPORATION
AND ITS SUBSIDIARIES**

Address: 183 Hoang Hoa Tham, Ngoc Ha Ward, Hanoi City

FINANCIAL STATEMENTS

Consolidated cash flows statement (continued)

Unit: VND

Items	Code	Note	Accumulated from the beginning of the year to 30/9/2025	Accumulated from the beginning of the year to 30/9/2024
III. Cash flows from financing activities				
1. Receipts from stocks issuing and captial contribution from equity owners	31		-	-
2. Fund returned to equity owners, issued stock redemption	32		-	-
3. Long-term and short-term borrowings received	33		178,217,768,381	204,499,550,843
4. Loan repayment	34		(248,745,881,155)	(302,738,448,743)
5. Finance lease principle paid	35		-	-
6. Dividends, profit paid to equity owners	36		(265,170,263,800)	(1,026,982,225)
<i>Net cash from financing activities</i>	40		<i>(335,698,376,574)</i>	<i>(99,265,880,125)</i>
Net cash during the year	50		(513,543,503,806)	(81,175,632,064)
Cash and cash equivalents at the beginning of year	60		1,036,109,602,407	1,164,573,830,285
Impact of foreign exchange fluctuation	61		84,310,476	-
Cash and cash equivalents at the end of year	70	V.1	522,650,409,077	1,083,398,198,221

Prepared by



Nguyen Viet Dung


Ha Noi, 29 October 2025

Chief Accountant



Pham Thu Thuy

General Director

Ngo Que Lam

1388

NG
NH
1 TC
VA

HỒ

**HANOI BEER ALCOHOL AND BEVERAGE JOINT STOCK CORPORATION
AND ITS SUBSIDIARIES**

Address: 183 Hoang Hoa Tham, Ngoc Ha Ward, Hanoi City
FINANCIAL STATEMENTS

NOTES TO THE CONSOLIDATED FINANCIAL STATEMENTS
The third quarter of the fiscal year 2025

I. BUSINESS HIGHLIGHTS

1. Form of ownership

Hanoi Beer Alcohol And Beverage Joint Stock Corporation, formerly known as Hanoi Beer - Alcohol - Beverage Corporation, was established under Decision No. 75/2003/QĐ-BCN dated May 6, 2003, of the Ministry of Industry (now the Ministry of Industry and Trade). The Corporation officially converted from a state-owned enterprise to a joint-stock company with the name Hanoi Beer Alcohol And Beverage Joint Stock Corporation under Decision No. 1863/QĐ-TTg dated December 28, 2007, and Decision No. 575/QĐ-TTg dated May 16, 2008, of the Prime Minister.

The Corporation operates under Business Registration Certificate No. 0103025268 issued by the Hanoi Department of Planning and Investment on June 16, 2008. Enterprise Registration Certificate (7th Amendment), No. 0101376672, dated August 01, 2025.

The Corporation's head office is located at 183 Hoang Hoa Tham, Ngoc Ha Ward, Hanoi City.

2. Business sector

The business sector of the Corporation is production, trade, services

3. Business activities

The Corporation's main activities are: Production of beer and malt for brewing; Distilling, rectifying, and blending spirits; Production of non-alcoholic beverages and mineral water; Wholesale of beverages; Wholesale of rice, wheat, flour, and other cereals; Warehouse rental; Rental of machinery and equipment.

4. The cycle of the Company's business

The usual production and business cycle of the Corporation is carried out within a period not exceeding 12 months.

5. Company's structure

The number of employees of the Corporation as at 30 September 2025 was 511 (As at 31 December 2024 was 515)

Total number of subsidiaries: 16

Number of subsidiaries consolidated: 16

Number of subsidiaries not consolidated: 0

**HANOI BEER ALCOHOL AND BEVERAGE JOINT STOCK CORPORATION
AND ITS SUBSIDIARIES**

Address: 183 Hoang Hoa Tham, Ngoc Ha Ward, Hanoi City
FINANCIAL STATEMENTS

Notes to the consolidated financial statements (continued)

The list of subsidiaries consolidated using the cost method is as follows

Name of subsidiary	Business sector	Charter Capital	Ownership Percentage	Voting Rights Percentage
Habeco Commerce One Member Company Limited	Alcoholic beverage business	50,000,000,000	100%	100%
Ha Noi - Hai Duong Beer Joint Stock Company	Beer production	40,000,000,000	55.00%	55.00%
Ha Noi - Hai Phong Beer Joint Stock Company	Beer production	91,792,900,000	65.01%	65.01%
Ha Noi - Nam Dinh Beer Joint Stock Company	Beer production	20,000,000,000	51.00%	51.00%
Ha Noi - Thai Binh Beer Joint Stock Company	Beer production	76,912,260,000	66.31%	66.31%
Ha Noi - Thanh Hoa Beer Joint Stock Company	Beer production	114,245,700,000	55.00%	55.00%
Ha Noi - Quang Binh Beer Joint Stock Company	Beer production	58,000,000,000	62.05%	62.05%
Beer - Alcohol - Beverage Packaging Joint Stock Company	Bottle cap production	20,000,000,000	68.95%	68.95%
Hanoi Liquor And Beverage Joint Stock Company	Alcohol production	200,000,000,000	54.29%	54.29%
Hanoi Beer Trading Joint Stock Company	Alcoholic beverage business	31,230,000,000	60.00%	60.00%
Ha Noi - Quang Ninh Beer Alcohol And Beverage Joint Stock Company	Alcoholic beverage business	15,000,000,000	52.64%	52.64%
Hanoi Beer Alcohol Beverages Investment Development Joint Stock Company	Beer production	200,000,000,000	96.10%	96.10%
Ha Noi - Nghe An Beer Joint Stock Company	Beer production	180,000,000,000	51.00%	51.00%
Ha Noi - Quang Tri Beer Joint Stock Company	Beer production	110,000,000,000	98.56%	98.56%
Habeco - Hai Phong Joint Stock Company	Beer production	160,000,000,000	75.83%	80.75%
Ha Noi - Hong Ha Beer Joint Stock Company	Beer production	100,000,000,000	53.89%	53.89%

The list of associates accounted for using the equity method is as follows:

Name of Associated Company	Business Sector	Charter Capital	Ownership Percentage	Voting Rights Percentage
Habeco - Kim Bai Joint Stock Company	Beer production	39,860,000,000	28.10%	28.10%
Habeco-Transportation Joint Stock Company	Transportation	25,000,000,000	28.00%	28.00%
Habeco Development Investment Joint Stock Company	Trade, Services	300,000,000,000	45.00%	45.00%

**HANOI BEER ALCOHOL AND BEVERAGE JOINT STOCK CORPORATION
AND ITS SUBSIDIARIES**

Address: 183 Hoang Hoa Tham, Ngoc Ha Ward, Hanoi City
FINANCIAL STATEMENTS

Notes to the consolidated financial statements (continued)

Harec Investment And Trade Joint Stock Company	Trade, Services	63,384,000,000	40.00%	40.00%
San Miguel Yamamura Haiphong Glass Company Limited	Production and trade of Ceramics	160,772,505,787	27.21%	27.21%
Habeco Packaging Joint Stock Company	Packaging production	35,000,000,000	44.22%	44.22%

- As at 30 September 2025, the Corporation has the following affiliated units:

+ Branch of Hanoi Beer Alcohol And Beverage Corporation - Hanoi Me Linh Brewery at Yen Nhan Village, Me Linh Commune, Hanoi City;

+ Branch of Hanoi Beer Alcohol And Beverage Corporation - Hanoi Hoang Hoa Tham Brewery at 183 Hoang Hoa Tham, Ngoc Ha Ward, Hanoi City.

6. Declaration on the comparability of information on the consolidated financial statements

During the period, the Corporation made no changes to its accounting policies compared to the previous year, thus there is no impact on the comparability of the information in the consolidated financial statements

II. FISCAL YEAR AND STANDARD CURRENCY UNIT USED IN ACCOUNTING

1. Fiscal year

Fiscal year of the Corporation is from 1 January to 31 December annually.

2. Standard currency unit used in accounting

The standard currency unit used in accounting is Vietnam dong (VND).

III. ACCOUNTING STANDARDS AND SYSTEM APPLIED

1. Accounting system

The Corporation applies the Vietnamese Accounting System for enterprises issued under Circular No. 200/2014/TT-BTC dated 22 December 2014 ("Circular 200") issued by the Ministry of Finance, as well as Circular No. 53/2016/TT-BTC dated 21 March 2016 amending and supplementing Circular 200, and Circular No. 202/2014/TT-BTC dated 22 December 2014 providing guidance on the preparation and presentation of consolidated financial statements.

2. Statement on the compliance with the accounting standards and system

The Corporation has applied the Vietnamese Accounting Standards and the related guiding documents issued by the State. The consolidated financial statements have been prepared and presented in full compliance with all provisions of each standard, the circulars guiding the implementation of the standards, and the current Vietnamese Accounting System.

IV. ACCOUNTING POLICIES APPLIED

1. Basis for preparing consolidated financial statements

Consolidated financial statements are prepared on an accrual basis (except for information related to cash flows).

The consolidated financial statements include the financial statements of the parent company and its subsidiaries. A subsidiary is an entity controlled by the parent company. Control exists when the parent company has the power to direct the financial and operating policies of an entity to obtain economic benefits from its activities. In evaluating control, the potential voting rights that are currently exercisable or may be converted are considered. The operating results of subsidiaries



**HANOI BEER ALCOHOL AND BEVERAGE JOINT STOCK CORPORATION
AND ITS SUBSIDIARIES**

Address: 183 Hoang Hoa Tham, Ngoc Ha Ward, Hanoi City
FINANCIAL STATEMENTS

Notes to the consolidated financial statements (continued)

acquired or disposed of during the year are presented in the consolidated statement of profit or loss from the acquisition date or until the disposal date of the investment in the subsidiary.

If the accounting policies of a subsidiary differ from those applied by the parent company, the subsidiary's financial statements will be appropriately adjusted before consolidation.

Balances in the balance sheets between companies within the same group, intercompany transactions, and unrealized internal profits arising from these transactions are eliminated when preparing consolidated financial statements. Unrealized losses arising from intercompany transactions are also eliminated unless the cost of the transaction cannot be recovered.

The minority interest represents the portion of the subsidiary's net assets and profits not held by the parent company's shareholders and is presented as a separate item in the consolidated statement of profit or loss and consolidated balance sheet. Minority interest includes the value of the minority shareholders' interests at the initial business combination date and their share of changes in equity since the business combination date. Losses attributable to the minority interest that exceed their share of the subsidiary's equity are allocated to the Group's equity unless the minority shareholders have an obligation and the ability to compensate for the loss.

2. Business combinations

Business combinations are accounted for using the purchase method. The cost of a business combination is measured at the fair value, at the date of exchange, of the assets given, liabilities incurred or assumed, and equity instruments issued by the Group in exchange for control of the acquiree, together with any directly attributable costs of the business combination. The identifiable assets acquired, liabilities assumed, and contingent liabilities incurred in a business combination are recognized at their fair values at the acquisition date.

The excess of the cost of the business combination over the acquirer's interest in the net fair value of the identifiable assets, liabilities, and contingent liabilities of the acquiree as at the acquisition date is recognized as goodwill. If the cost of the business combination is less than the acquirer's interest in the net fair value of the acquiree's identifiable assets, liabilities, and contingent liabilities, the difference is recognized directly in the income statement as a gain in the period in which the acquisition occurs.

3. Foreign currency transactions

Foreign currency transactions arising are converted at the exchange rate on the transaction date. The balances of monetary items with foreign currency origins at the end of the period are converted at the exchange rate on this date.

The exchange rate used to convert foreign currency transactions is the actual exchange rate at the time the transaction arises. The actual exchange rate for foreign currency transactions is determined as follows:

- The actual transaction rate for foreign currency purchases and sales (spot foreign exchange contracts, forward contracts, futures contracts, options contracts, swap contracts): The contract rate specified in the foreign currency purchase and sale contract between the Corporation and the bank.
- In case the contract does not specify the payment rate:
- + For receivables: The buying rate of the commercial bank where the enterprise designates the customer to make payment at the time the transaction arises.

321
ON
TN
M
NI
TP

**HANOI BEER ALCOHOL AND BEVERAGE JOINT STOCK CORPORATION
AND ITS SUBSIDIARIES**

Address: 183 Hoang Hoa Tham, Ngoc Ha Ward, Hanoi City
FINANCIAL STATEMENTS

Notes to the consolidated financial statements (continued)

+ For payables: The selling rate of the commercial bank where the enterprise plans to trade at the time the transaction arises.

+ For asset purchases or expenses paid immediately in foreign currency (not through accounts payable): The buying rate of the commercial bank where the enterprise makes the payment.

The exchange rate used to revalue the balances of items with foreign currency origins at the end of the period is determined based on the following principles:

+ For foreign currency deposits in the bank: The buying rate of the bank where the enterprise opens the foreign currency account.

+ For monetary items with foreign currency origins classified as other assets: The foreign currency buying rate of the commercial bank where the enterprise frequently transacts at the time of preparing the consolidated financial statements.

Foreign exchange differences arising in the year from foreign currency transactions are recognized in financial income or financial expenses. The exchange rate difference due to the revaluation of monetary item balances at the end of the year, after offsetting increases and decreases in differences, is accounted for in financial income or financial expenses.

4. Principles to determine cash and cash equivalents

Cash includes cash at the fund, demand deposits in bank, monetary gold used with value storage functions, excluding gold classified as inventory used for the purpose of raw materials, materials to manufacture products or goods for sale.

Cash equivalents are short-term investments with a maturity of no more than 3 months from the date of purchase, easily convertible into a specified amount of money and without much risk in conversion into money.

5. Accounting principles for financial investments

a) Trading securities

Trading securities are securities (such as listed stocks and bonds) held by the Corporation for trading purposes. Trading securities are recognized from the date the Corporation obtains ownership rights and are initially measured at the fair value of the consideration paid at the transaction date, plus any directly attributable transaction costs.

A provision for the decline in value of trading securities is made for any potential loss in value when there is clear evidence that the market value of the trading securities held has fallen below their carrying value.

b) Held-to-maturity investments

Held-to-maturity investments include investments that the Corporation intends and is able to hold until maturity. These investments comprise: fixed-term bank deposits (including treasury bills and promissory notes), bonds, preferred shares where the issuer is obligated to repurchase them at a specified future date, loans held to maturity for the purpose of earning periodic interest, and other held-to-maturity investments.

Held-to-maturity investments are recognized starting from the purchase date and initially measured at purchase cost, including any transaction-related costs. Interest income from held-to-maturity investments after the purchase date is recognized in the consolidated income statement on an accrual basis. Interest accrued prior to the Corporation's holding of the investment is deducted from the principal at the time of purchase.

A provision for impairment of held-to-maturity investments is made when there is clear evidence showing that part or all of the investment may not be recoverable. This provision is recognized as a financial expense during the period.

384
T
H
O
A
5C

**HANOI BEER ALCOHOL AND BEVERAGE JOINT STOCK CORPORATION
AND ITS SUBSIDIARIES**

Address: 183 Hoang Hoa Tham, Ngoc Ha Ward, Hanoi City

FINANCIAL STATEMENTS

Notes to the consolidated financial statements (continued)

c) Investments in associates

Investments in associates are recognized in the consolidated financial statements using the equity method. An associate is an entity over which the company has significant influence, but is neither a subsidiary nor a joint venture. Significant influence is presumed when the company holds between 20% and 50% of the voting rights in the investee.

Under the equity method, the investment is initially recognized at cost, and subsequently adjusted for changes in the company's share of the investee's net assets after the acquisition, based on the investee's fair value. Any goodwill arising from the investment in an associate is included in the carrying amount of the investment. Unlike goodwill in subsidiaries, it is not amortized annually, but it is assessed for impairment if necessary.

d) Investment in equity instruments of other entities

Investments in equity instruments of other entities represent equity investments where the Corporation does not have control, joint control, or significant influence over the investee.

Investments in equity instruments of other entities are recorded at their original cost, less any provision for impairment of investments.

e) Provisions for impairment of investments equity contributions to other entities

Provisions for impairment of investments are made when there is clear evidence indicating a decline in the value of these investments at the end of the accounting period in which the consolidated financial statements are prepared.

Any increase or decrease in the provision for investment impairment is recognized in financial expenses.

6. Principles of recognizing trade receivables and other receivables

Receivables are presented at their carrying amount, net of any provision for doubtful debts.

The classification of receivables as trade receivables or other receivables is based on the following principles:

- Trade receivables represent amounts arising from commercial transactions, including amounts receivable from consigned export sales on behalf of other entities.
- Other receivables refer to non-commercial amounts that are not related to purchase and sale transactions.

The provision for doubtful debts reflects the estimated value of receivables that the Corporation anticipates may be lost or unrecoverable as of the end of the accounting period. Any increase or decrease in the balance of the provision account is recorded as administrative expenses in the consolidated income statement.

Receivables are categorized as short-term or long-term based on their remaining maturity periods.

7. Principles for inventory recognition

Inventories are recognized at the lower of cost and net realizable value.

The cost of inventories is determined as follows:

- Raw materials and merchandise: Includes purchase costs and other direct costs incurred to bring the inventories to their current location and condition.
- Finished goods: Includes the main raw material costs, direct labor costs, and related general manufacturing costs allocated based on normal operating levels.



**HANOI BEER ALCOHOL AND BEVERAGE JOINT STOCK CORPORATION
AND ITS SUBSIDIARIES**

Address: 183 Hoang Hoa Tham, Ngoc Ha Ward, Hanoi City
FINANCIAL STATEMENTS

Notes to the consolidated financial statements (continued)

- Work in progress: Includes main raw material costs, direct labor costs, and general manufacturing costs.

Net realizable value is the estimated selling price of inventories at the end of the period minus the estimated costs to complete and sell them.

The cost of inventories is calculated using the weighted average method and is accounted for on a perpetual basis.

Provisions for inventory devaluation are made for each inventory item whose original cost exceeds its net realizable value. For unfinished services, provisions are calculated for each type of service with distinct pricing. Any increase or decrease in the balance of the provision for inventory devaluation that needs to be made as of the end of the financial year is recognized in the cost of goods sold.

8. Principles for the recognition and depreciation of tangible and intangible fixed assets

Fixed assets are presented at historical cost less accumulated depreciation. The historical cost of fixed assets includes all costs incurred by the enterprise to acquire the fixed assets until they are in a condition ready for use. Subsequent expenditures are only added to the historical cost of fixed assets if these expenditures certainly increase the future economic benefits from using the asset. Expenditures that do not meet this condition are recognized as production and business expenses in the period.

When fixed assets are sold or disposed of, the historical cost and accumulated depreciation are written off, and any gains or losses arising from the disposal are recognized in income or expenses for the year.

Depreciation of assets is calculated using the straight-line method. The estimated depreciation periods are as follows

Type of asset	Depreciation period (years)	
	Current period	Previous period
Buildings and structures	05 – 25	05 – 25
Machinery and equipment	03 – 15	03 – 15
Transportation means	06 – 10	06 – 10
Management tools	03 – 08	03 – 08
Other fixed assets	03 – 05	03 – 05
Brand	04	04
Computer software	03 – 08	03 – 08

The historical cost of fixed assets and the depreciation period are determined in accordance with Circular No. 45/2013/TT-BTC dated April 25, 2013, issued by the Ministry of Finance, providing guidance on the management, use, and depreciation of fixed assets, and other relevant regulations.

9. Principles for the recognition and depreciation of investment properties

Investment properties are land use rights, buildings, parts of buildings, or infrastructure owned by the Group or held under finance leases that are used to earn rental income or held for capital appreciation. Investment properties are presented at cost less accumulated depreciation. The cost of an investment property includes all expenditures incurred by the Group or the fair value of assets exchanged to acquire the property up to the point when construction or acquisition is completed.

Subsequent expenditures related to investment properties are recognized as expenses when incurred, unless it is probable that such expenditures will result in future economic benefits exceeding the originally assessed performance of the property, in which case they are capitalized as part of the property's carrying amount.

**HANOI BEER ALCOHOL AND BEVERAGE JOINT STOCK CORPORATION
AND ITS SUBSIDIARIES**

Address: 183 Hoang Hoa Tham, Ngoc Ha Ward, Hanoi City
FINANCIAL STATEMENTS

Notes to the consolidated financial statements (continued)

When an investment property is sold, its carrying amount (original cost less accumulated depreciation) is derecognized, and any resulting gain or loss is recognized in the income statement in the period in which the sale occurs.

Transfers from owner-occupied properties or inventories to investment properties are made only when the owner ceases to use the property for its own operations and begins to lease it out under an operating lease, or when the construction phase is completed. Transfers from investment properties to owner-occupied properties or inventories are made only when the owner begins to use the property for own operations or commences development for sale. Such transfers do not change the carrying amount or the cost of the property at the date of transfer.

10. Principles for the recognition and capitalization of borrowing costs

Borrowing costs are recognized as production and business expenses in the year they are incurred, except for borrowing costs directly related to the investment in the construction or production of unfinished assets, which are included in the value of such assets (capitalized) when the conditions set forth in Vietnamese Accounting Standard No. 16 'Borrowing Costs' are met.

Borrowing costs directly related to the investment in the construction or production of unfinished assets that are capitalized include interest on borrowings, allocation of discounts or premiums upon the issuance of bonds, and incidental costs arising from loan processing procedures.

11. Principles for the recognition and allocation of prepaid expenses

Prepaid expenses related only to production and business costs within the year are recognized as short-term prepaid expenses and allocated to production and business expenses of the same year.

The calculation and allocation of long-term prepaid expenses to production and business costs for each accounting period are based on the nature and magnitude of each type of expense to select a reasonable allocation method and basis. Prepaid expenses are gradually allocated to production and business expenses using the straight-line method.

12. Principles for the accounting of business cooperation contracts

Joint venture capital contributions are agreements based on contracts under which the Corporation and participating parties undertake economic activities under joint control. Joint control refers to the requirement that strategic decisions concerning the financial and operating policies of the joint venture entity must be unanimously agreed upon by all joint controlling parties.

In cases where a member company directly engages in business operations as per the joint venture agreements, the capital contributions to jointly controlled assets and any shared liabilities incurred with other joint venture partners from the operations of the joint venture are accounted for in the Corporation's consolidated financial statements and classified based on the nature of the arising economic transactions. Liabilities and costs directly related to the capital contributions in jointly controlled assets are accounted for on an accrual basis. Income from the sale or use of product shares distributed from joint venture operations, as well as the related costs incurred, is recognized when it is certain that economic benefits from these transactions will be received by or distributed from the Corporation, and such benefits can be measured reliably.

Joint venture agreements involving the establishment of an independent business entity with joint venture partners are referred to as jointly controlled business entities.

13. Principles for the recognition of liabilities and accrued expenses

Liabilities and accrued expenses are recognized for amounts payable in the future related to goods and services received. Accrued expenses are recognized based on reasonable estimates of the amount payable.

The classification of liabilities into trade payables and other payables is performed according to the following principles:



**HANOI BEER ALCOHOL AND BEVERAGE JOINT STOCK CORPORATION
AND ITS SUBSIDIARIES**

Address: 183 Hoang Hoa Tham, Ngoc Ha Ward, Hanoi City
FINANCIAL STATEMENTS

Notes to the consolidated financial statements (continued)

- Trade payables reflect the amounts payable of a commercial nature arising from transactions of purchasing goods, services, assets, and the seller is an independent entity from the Corporation, including amounts payable upon import through a trustee.

- Accrued expenses reflect the amounts payable for goods and services received from the seller or provided to the buyer but not yet paid due to the absence of invoices or incomplete accounting documents, and amounts payable to employees for vacation wages, production, and business expenses to be accrued.

- Other payables reflect the amounts payable that are not of a commercial nature, not related to the transactions of buying, selling, or providing goods and services.

14. Principles for the recognition of borrowings and finance lease liabilities

The Corporation must monitor the repayment terms of borrowings and finance lease liabilities in detail. Borrowings and finance lease liabilities with repayment periods exceeding 12 months from the date of preparation of the consolidated financial statements are classified as long-term. Those due within the next 12 months are classified as short-term, allowing for proper payment planning.

For finance lease liabilities, the total lease liabilities recorded in the credit side of account 341 represent the total payment amount, calculated as the present value of minimum lease payments or the fair value of the leased asset.

Borrowings and liabilities denominated in foreign currencies must be converted into the accounting currency at the actual exchange rate at the time of the transaction;

- When repaying borrowings in foreign currency, the debit side of account 341 is converted at the actual book exchange rate applied specifically to each counterpart;

- When preparing consolidated financial statements, the balances of borrowings and finance lease liabilities denominated in foreign currencies must be revalued at the actual exchange rate on the date of financial statement preparation;

- Foreign exchange differences arising from repayments and end-of-period revaluations of borrowings and finance lease liabilities in foreign currencies are recognized in financial income or financial expenses.

15. Principles of recognizing owners' equity

Owner's contributed capital

Owner's contributed capital is recognized based on the actual contributed capital of the shareholders.

Other owner's equity

Other capital is formed from additional business results, revaluation of assets, and the remaining value between the fair value of donated, gifted, or sponsored assets after deducting any applicable taxes (if any) related to these assets.

Profit distribution

Profit after corporate income tax is distributed to shareholders after appropriations to funds as per the Corporation Charter and legal regulations, and as approved by the General Meeting of Shareholders.

The distribution of profits to shareholders considers non-monetary items within undistributed post-tax profits that may affect cash flows and the ability to pay dividends, such as gains from revaluation of contributed assets, revaluation gains from monetary items, financial instruments, and other non-monetary items.

05
CC
IE
N
TI

**HANOI BEER ALCOHOL AND BEVERAGE JOINT STOCK CORPORATION
AND ITS SUBSIDIARIES**

Address: 183 Hoang Hoa Tham, Ngoc Ha Ward, Hanoi City
FINANCIAL STATEMENTS

Notes to the consolidated financial statements (continued)

Dividends payable to shareholders are recognized as liabilities in the Corporation's consolidated balance sheet following the resolution of the Annual General Meeting of Shareholders, the resolution of the Board of Directors, and the establishment of the record date for dividend entitlement by the Central securities depository.

Other funds

Other funds are established and utilized in accordance with the Corporation's Charter and the resolutions approved annually by the General Meeting of Shareholders.

16. Principles for the recognition of revenue and income

Revenue is recognized when the Corporation is likely to receive economic benefits that can be reliably measured. Revenue is determined at the fair value of the amounts received or to be received, after deducting trade discounts, sales returns, and allowances. The following specific conditions must also be satisfied before revenue is recognized

Revenue from sales of goods and finished products

Revenue from the sale of goods and finished products is recognized when all of the following conditions are satisfied:

- The significant risks and rewards of ownership of the goods have been transferred to the buyer;
- The company no longer retains managerial involvement to the degree usually associated with ownership, nor does it have effective control over the goods sold;
- The revenue can be measured reliably. If the contract allows the buyer to return the goods under specific conditions, revenue is only recognized when those conditions no longer exist and the buyer no longer has the right to return the goods (except in cases where the customer may exchange the goods for other goods or services);
- It is probable that the economic benefits associated with the transaction will flow to the company;
- The costs incurred or to be incurred in respect of the transaction can be measured reliably.

Service revenue

Revenue from rendering of services is recognized when the outcome of the transaction can be measured reliably. When services are rendered over multiple accounting periods, revenue is recognized by reference to the stage of completion at the end of the reporting period, in accordance with the percentage-of-completion method. The outcome of a service transaction can be measured reliably when all of the following criteria are met:

- The amount of revenue can be measured reliably. If the contract grants the customer the right to return the service under specific conditions, revenue is recognized only when such conditions no longer exist and the customer no longer has the right to return the service;
- It is probable that the economic benefits associated with the transaction will flow to the entity;
- The stage of completion of the transaction at the reporting date can be measured reliably;
- The costs incurred for the transaction and the costs to complete the transaction can be measured reliably

Interest income

Interest income is recognized on an accrual basis and is determined based on the balance of deposit accounts and the actual interest rates for each period.

388
IG
JHI
TC
VA
HỒ

**HANOI BEER ALCOHOL AND BEVERAGE JOINT STOCK CORPORATION
AND ITS SUBSIDIARIES**

Address: 183 Hoang Hoa Tham, Ngoc Ha Ward, Hanoi City
FINANCIAL STATEMENTS

Notes to the consolidated financial statements (continued)

Dividends and profits received

Dividends and profits are recognized when the Corporation becomes entitled to receive them from its investment. Dividends received in the form of shares are only monitored as an increase in the number of shares and are not recognized for their value.

Revenue deductions

This category reflects adjustments reducing sales revenue and service revenue incurred during the year, including trade discounts, sales returns, and allowances. It does not reflect taxes deducted from revenue, such as output VAT calculated using the direct method.

Revenue adjustments are conducted as follows:

- Trade discounts, sales returns, and allowances incurred in the same period as the consumption of products, goods, and services are deducted from the revenue of that period;
- For products, goods, and services sold in prior years, if trade discounts, sales returns, or allowances occur in subsequent periods, the revenue reduction is recorded according to the following principles:
 - + If the adjustments occur after the consumption of products, goods, and services in prior years but before the issuance of the consolidated financial statements, these adjustments are treated as post-balance sheet events requiring adjustment. They are recorded as revenue reductions in the consolidated financial statements of the reporting period (prior year).
 - + If the adjustments occur after the issuance of the consolidated financial statements, the revenue reduction is recorded in the reporting period during which the event occurs (current period).

17. Principles for the recognition of cost of goods sold

Cost of goods sold is recognized in accordance with the revenue recorded during the period and in compliance with the principle of prudence.

In cases where direct material costs are abnormally high, or where labor and manufacturing overhead costs are not allocated to the cost of inventories, such costs are expensed directly to cost of goods sold (net of any recoveries or compensations, if applicable), even if the related products or goods have not yet been recognized as sold.

Provision for inventory write-downs is included in cost of goods sold and is determined based on the quantity of inventories on hand and the difference between net realizable value and original cost, where the net realizable value is lower. When assessing the amount of inventory to be written down, inventories that are subject to confirmed sales contracts—where the net realizable value is not lower than the carrying amount—are excluded, provided there is sufficient evidence that the customer is committed to fulfilling the contract and will not withdraw.

18. Principles for the recognition of financial expenses

Financial expenses include costs or losses related to financial activities, such as: Costs or losses from financial investments, borrowing and lending costs, expenses from contributions to joint ventures or associates, losses from the transfer of short-term securities, expenses incurred from securities trading transactions, provisions for devaluation of trading securities, provisions for losses from investments in other entities, losses from foreign currency sales, and exchange rate losses.

19. Principles for the recognition of selling expenses and administrative expenses

Sale expenses reflect the actual costs incurred in the process of selling products or goods or providing services, including the costs of offering goods, introducing products, advertising products, sales commissions, expenses for product and goods warranty (except for construction activities), expenses for preservation, packing and transportation.

**HANOI BEER ALCOHOL AND BEVERAGE JOINT STOCK CORPORATION
AND ITS SUBSIDIARIES**

Address: 183 Hoang Hoa Tham, Ngoc Ha Ward, Hanoi City

FINANCIAL STATEMENTS

Notes to the consolidated financial statements (continued)

Management expenses reflect general management expenses of the enterprise, including expenses for salaries of employees of the enterprise management sections (salaries, wages, allowances ...); social insurance, health insurance, trade union funds, unemployment insurance of enterprise managers; expenses for office materials, labor tools, depreciation of fixed assets used for enterprise management; land rent, excise tax; provision for bad debts; Outbound services (electricity, water, telephone, fax, property insurance, fire and explosion); Other monetary expenses (guest reception, customer conference ...).

20. Principles and methods for recognizing corporate income tax expenses

Corporate income tax expenses recorded in the income statement include current corporate income tax expenses and deferred corporate income tax expenses.

Current corporate income tax expenses are determined based on taxable income and the corporate income tax rate applicable for the current year.

Deferred corporate income tax expenses are determined based on temporary differences between tax and accounting, non-deductible expenses, adjustments for non-taxable income, and carried-forward losses.

21. Segment reporting

Segment reporting include a business segment or a geographical segment.

A business segment is a distinguishable component of an enterprise that is engaged in providing an individual product or service or a group of related products or services and that is subject to risks and returns that are different from those of other business segments.

A geographical segment is a distinguishable component of an enterprise that is engaged in providing products or services within a particular economic environment and that is subject to risks and returns that are different from those of components operating in other economic environments.

22. Financial instruments

Initial recognition

Financial Assets: On the initial recognition date, financial assets are recorded at cost, including directly attributable transaction costs related to the acquisition of the financial assets. The Corporation's financial assets include cash and cash equivalents, short-term receivables, other receivables, and held-to-maturity investments.

Financial Liabilities: On the initial recognition date, financial liabilities are recorded at cost, net of directly attributable transaction costs related to the issuance of those financial liabilities. The Corporation's financial liabilities include payables to suppliers, other payables, accrued expenses, and borrowings.

Subsequent measurement

Currently, there are no regulations on the revaluation of financial instruments after initial recognition.

23. Related parties

Parties are considered a related party of the Corporation if one party has the ability to control the other party or otherwise significantly influence the other party in making financial decisions and operate, or when the Corporation and the other party jointly or severally control.

In considering related parties relationship, the nature of relationship is focused more than the legal form.

Transactions with related parties during the year are presented in Note VII.2.



**HANOI BEER ALCOHOL AND BEVERAGE JOINT STOCK CORPORATION
AND ITS SUBSIDIARIES**

Address: 183 Hoang Hoa Tham, Ngoc Ha Ward, Hanoi City

FINANCIAL STATEMENTS

Notes to the consolidated financial statements (continued)

**V. ADDITIONAL INFORMATION FOR ITEMS PRESENTED IN THE CONSOLIDATED
BALANCE SHEET**

1. Cash and cash equivalents

	<u>Ending balance</u> VND	<u>Beginning balance</u> VND
Cash on hand	6,072,457,337	5,597,699,486
Cash in banks	274,277,951,740	542,681,902,921
Cash equivalents (original term deposits up to 3 months)	242,300,000,000	487,830,000,000
Total	<u>522,650,409,077</u>	<u>1,036,109,602,407</u>



HANOI BEER ALCOHOL AND BEVERAGE JOINT STOCK CORPORATION AND ITS SUBSIDIARIES

Address: 183 Hoang Hoa Tham, Ngoc Ha Ward, Hanoi City
FINANCIAL STATEMENTS

Notes to the consolidated financial statements (continued)

2. Financial investments

a) Held-to-maturity investments

Objects	Ending balance		Beginning balance	
	Cost	Book value	Cost	Book value
- Short-term	4,328,601,426,714	4,328,601,426,714	3,297,999,912,329	3,297,999,912,329
+ Fixed-term deposits with original terms from over 3 months to 12 months	4,328,601,426,714	4,328,601,426,714	3,297,999,912,329	3,297,999,912,329
- Long-term	-	-	200,000,000,000	200,000,000,000
+ Fixed-term deposits with original terms over 12 months	-	-	200,000,000,000	200,000,000,000
Total	4,328,601,426,714	4,328,601,426,714	3,497,999,912,329	3,497,999,912,329

Unit: VND

(*) Note: As at 30 September 2025, the total balance of term deposits pledged at the bank amounted to VND 452,200,000, serving as collateral for the issuance of performance guarantees.

b) Investments in associates and joint ventures

Objects	Ending balance		Beginning balance	
	Ownership Percentage	Value (VND)	Ownership Percentage	Value (VND)
Habeco – Kim Bai Joint Stock Company	28.10%	14,320,700,533	28.10%	13,999,939,596
Habeco-Transportation Joint Stock Company	28.00%	6,768,650,310	28.00%	6,731,760,694
Habeco Development Investment Joint Stock Company	45.00%	17,845,331,315	45.00%	17,858,418,476
Harec Investment And Trade Joint Stock Company	40.00%	51,705,062,950	40.00%	53,455,009,361
San Miguel Yamamura Haiphong Glass Company Limited	27.21%	128,026,727,747	27.21%	121,104,817,383
Habeco Packaging Joint Stock Company	44.22%	22,883,373,151	44.22%	22,483,092,280
Total		241,549,846,006		235,633,037,790

HANOI BEER ALCOHOL AND BEVERAGE JOINT STOCK CORPORATION AND ITS SUBSIDIARIES

Address: 183 Hoang Hoa Tham, Ngoc Ha Ward, Hanoi City

FINANCIAL STATEMENTS

Notes to the consolidated financial statements (continued)

(*) Note: The voting rights percentage of the Corporation in joint venture and associate companies is equivalent to the ownership percentage in these companies..

c. Investments in other entities

Objects	Ending balance		Beginning balance	
	Ownership Percentage	Value (VND)	Ownership Percentage	Value (VND)
- Lilama Land Corporation	15.52%	16,250,000,000	15.52%	16,250,000,000
- Industrial University Of Vinh	3.58%	5,000,000,000	3.58%	5,000,000,000
- Vinaceglass Joint Stock Company	6.00%	12,000,000,000	6.00%	12,000,000,000
- Ha Noi - Hung Yen Trading Beer Joint Stock Company 89	12.50%	10,500,000,000	12.50%	10,500,000,000
Total		43,750,000,000		43,750,000,000
Provision for impairment of investments in other entities		2,712,958,040		2,712,958,040
Net value		41,037,041,960		41,037,041,960

(*) Note: The voting rights percentage of the Corporation in other entities is equivalent to the ownership percentage in these companies. The voting rights percentage of the Corporation in Ha Noi - Hung Yen Trading Beer Joint Stock Company 89 is 17.5%

**HANOI BEER ALCOHOL AND BEVERAGE JOINT STOCK CORPORATION
AND ITS SUBSIDIARIES**

Address: 183 Hoang Hoa Tham, Ngoc Ha Ward, Hanoi City

FINANCIAL STATEMENTS

Notes to the consolidated financial statements (continued)

3. Trade receivables

	Ending balance VND	Beginning balance VND
a) Short-term	358,785,556,525	145,074,290,970
Khiem Nga Company Limited	7,264,729,409	5,407,460,448
Dai Thang Trading and Services Company Limited	5,949,335,305	10,312,791,060
Pacific Food & Beverage Trading Company Limited	56,264,915,974	-
Other trade receivables	289,306,575,837	129,354,039,462
b) Long-term	-	-
Total	358,785,556,525	145,074,290,970

c) Trade receivables from related parties: Refer to note VII.2.

4. Other receivables

	Ending balance VND	Beginning balance VND
a) Short-term	123,221,829,785	92,949,593,791
Receivables from deposit for packaging, bottle, and crate	3,754,156,694	2,355,040,000
Interest receivables from deposits and loans	78,818,614,859	61,241,094,362
Value of completed basic construction project settlement pending processing	3,747,434,313	3,747,434,313
Other receivables	36,901,623,919	25,606,025,116
b) Long-term	236,800,000	231,800,000
Long-term deposit	226,800,000	221,800,000
Other trade receivables	10,000,000	10,000,000
Total	123,458,629,785	93,181,393,791

c) Other receivables from related parties: None.




HANOI BEER ALCOHOL AND BEVERAGE JOINT STOCK CORPORATION AND ITS SUBSIDIARIES

Address: 183 Hoang Hoa Tham, Ngoc Ha Ward, Hanoi City

FINANCIAL STATEMENTS

Notes to the consolidated financial statements (continued)

	Ending balance		Beginning balance		Unit: VND
	Cost	Provision	Cost	Provision	
5. Bad debts					
Viet My dairy joint Stock company	834,570,285	834,570,285	834,570,285	834,570,285	
Lilama Hanoi Joint Stock Company	601,913,468	601,913,468	601,913,468	601,913,468	
Quang Anh Import - Export Trading Production Joint Stock Company	2,116,412,499	2,116,412,499	2,116,412,499	2,116,412,499	
Truong Quang II Co.,Ltd	6,402,416,280	6,402,416,280	6,402,416,280	6,402,416,280	
27/7 Severely Wounded Veterans Cooperative	1,677,613,000	1,677,613,000	1,677,613,000	1,677,613,000	
BYD Vietnam Construction Joint Stock Company	1,702,148,115	1,702,148,115	1,702,148,115	1,702,148,115	
Other Entities	10,853,113,132	10,853,113,132	10,843,667,709	10,740,671,709	
Total	24,188,186,779	24,188,186,779	24,178,741,356	24,075,745,356	
6. Inventory					
					Unit: VND
Purchased goods in transit	1,614,768,463	-	257,660,000	-	
Raw materials	268,364,811,234	12,603,453,181	273,484,053,222	12,786,149,685	
Tools and equipment	105,979,849,377	3,796,318,814	116,747,422,981	3,805,534,996	
Work in progress	113,260,030,439	123,515,680	112,196,806,097	54,616,920	
Finished products	114,609,116,877	2,099,059,803	157,049,198,691	1,929,217,536	
Goods	30,109,119,072	-	72,751,075,250	-	
Goods in transit for sale	33,363,045	-	7,716,099	-	
Total	633,971,058,507	18,622,347,478	732,493,932,340	18,575,519,137	



**HANOI BEER ALCOHOL AND BEVERAGE JOINT STOCK CORPORATION
AND ITS SUBSIDIARIES**

Address: 183 Hoang Hoa Tham, Ngoc Ha Ward, Hanoi City

FINANCIAL STATEMENTS

Notes to the consolidated financial statements (continued)

7. Long-term assets in progress

Construction in progress

	Ending balance	Beginning balance
	VND	VND
Construction in progress	3,218,366,631	16,835,179,030
- Office building project in Hong Ha	-	5,338,684,511
- Cost of repairing the office on the first floor of the Corporation's auditorium	179,680,683	3,105,242,629
- Other construction in progress costs	3,038,685,948	8,391,251,890
Total	3,218,366,631	16,835,179,030

HANOI BEER ALCOHOL AND BEVERAGE JOINT STOCK CORPORATION AND ITS SUBSIDIARIES

Address: 183 Hoang Hoa Tham, Ngoc Ha Ward, Hanoi City

FINANCIAL STATEMENTS

Notes to the consolidated financial statements (continued)

8. Increases and decreases in tangible fixed assets

	Buildings and structures	Machinery, equipment	Transportation means	Management tools and equipment	Other fixed assets	Total
<i>Cost</i>						<i>Unit: VND</i>
Opening balance	1,952,933,314,787	7,155,183,152,157	225,151,994,462	161,691,366,279	11,670,321,749	9,506,630,149,434
Increase	15,751,533,681	29,462,026,087	5,966,657,203	5,489,743,728	40,092,593	56,710,053,292
- New purchases	2,888,353,042	29,462,026,087	5,966,657,203	5,489,743,728	40,092,593	43,846,872,653
- Fixed assets formed from basic construction	12,863,180,639	-	-	-	-	12,863,180,639
Decrease	467,036,072	13,001,362,603	6,778,435,149	1,551,783,526	-	21,798,617,350
- Liquidation and sale	467,036,072	13,001,362,603	6,778,435,149	1,551,783,526	-	21,798,617,350
Closing balance	1,968,217,812,396	7,171,643,815,641	224,340,216,516	165,629,326,481	11,710,414,342	9,541,541,585,376
<i>Accumulated depreciation</i>						
Opening balance	1,397,130,108,933	6,638,502,611,311	195,689,016,814	147,315,732,780	8,927,472,967	8,387,564,942,805
Increase	52,863,536,804	122,383,946,798	6,883,451,814	5,959,254,561	655,924,035	188,746,114,012
Decrease	208,689,380	12,957,941,359	6,491,595,392	1,551,783,526	-	21,210,009,657
- Liquidation and sale	208,689,380	12,957,941,359	6,491,595,392	1,551,783,526	-	21,210,009,657
Closing balance	1,449,784,956,357	6,747,928,616,750	196,080,873,236	151,723,203,815	9,583,397,002	8,555,101,047,160
Net book value						
Opening balance	555,803,205,854	516,680,540,846	29,462,977,648	14,375,633,499	2,742,848,782	1,119,065,206,629
Closing balance	518,432,856,039	423,715,198,891	28,259,343,280	13,906,122,666	2,127,017,340	986,440,538,216

* Note:

- The original cost of fully depreciated tangible fixed assets still in use at the end of the period is: 5,966,887,621,703 VND.
- The remaining value at the end of the period of tangible fixed assets used as collateral to secure loans: 163,786,007,947 VND.

**HANOI BEER ALCOHOL AND BEVERAGE JOINT STOCK CORPORATION
AND ITS SUBSIDIARIES**

Address: 183 Hoang Hoa Tham, Ngoc Ha Ward, Hanoi City

FINANCIAL STATEMENTS

Notes to the consolidated financial statements (continued)

9. Increases and decreases in intangible fixed assets				Unit: VND
	Brand	Computer software	Other fixed assets	Total
<i>Cost</i>				
Opening balance	48,065,300,710	126,383,789,703	1,130,171,867	175,579,262,280
Increase	-	6,208,116,518	-	6,208,116,518
Decrease	307,013,000	-	734,088,110	1,041,101,110
Closing balance	47,758,287,710	132,591,906,221	396,083,757	180,746,277,688
<i>Accumulated depreciation</i>				
Opening balance	512,311,618	98,719,524,677	1,130,171,867	100,362,008,162
Increase	4,798,694	11,456,965,713	-	11,461,764,407
Decrease	118,541,143	-	734,088,110	852,629,253
Closing balance	398,569,169	110,176,490,390	396,083,757	110,971,143,316
<i>Net book value</i>				
Opening balance	47,552,989,092	27,664,265,026	-	75,217,254,118
Closing balance	47,359,718,541	22,415,415,831	-	69,775,134,372

* Note:

- The original cost of fully depreciated intangible fixed assets still in use at the end of the period is: 79,127,849,073 VND.

- The remaining value at the end of the period of intangible fixed assets used as collateral to secure loans: 0 VND.

10. Increase and decrease in investment properties	Beginning balance	Increase	Decrease	Ending balance
<i>Cost</i>				
	12,418,243,746	-	-	12,418,243,746
Land use rights	-	-	-	-
Buildings	12,418,243,746	-	-	12,418,243,746
Accumulated depreciation	9,536,735,006	440,886,206	-	9,977,621,212
<i>Land use rights</i>				
	-	-	-	-
Buildings	9,536,735,006	440,886,206	-	9,977,621,212
Net book value	2,881,508,740			2,440,622,534
<i>Land use rights</i>				
	-	-	-	-
Buildings	2,881,508,740			2,440,622,534

(*) Note: In accordance with Accounting Standard No. 05 – “Investment Properties,” the fair value of investment properties as at 30 September 2025 needs to be presented. The Corporation has not yet determined the fair value of investment properties as at 30 September 2025 to disclose in the notes to the consolidated financial statements, due to the lack of recent market transactions for similar properties located in the same area as the Corporation's investment properties.

**HANOI BEER ALCOHOL AND BEVERAGE JOINT STOCK CORPORATION
AND ITS SUBSIDIARIES**

Address: 183 Hoang Hoa Tham, Ngoc Ha Ward, Hanoi City

FINANCIAL STATEMENTS

Notes to the consolidated financial statements (continued)

11. Deferred income tax

	Ending balance VND	Beginning balance VND
Deferred income tax assets		
Deferred income tax assets related to deductible temporary differences and consolidation	3,678,369,678	7,085,348,505
Total	3,678,369,678	7,085,348,505

12. Prepaid expenses

	Ending balance VND	Beginning balance VND
a) Short-term	24,584,964,010	31,263,540,647
Remaining value of used tools and equipment	11,805,938,126	8,314,996,425
Advertising materials costs pending transfer	2,629,483,756	2,638,983,439
Other short-term prepaid expenses	10,149,542,128	20,309,560,783
b) Long-term	273,300,197,297	205,053,706,642
Land rental costs	69,080,012,725	73,068,351,903
Bottle and crate costs pending allocation	90,789,244,540	39,811,881,838
Land clearance costs	10,210,832,035	10,288,805,583
Remaining value of used tools and equipment	80,587,621,576	59,212,772,077
Asset repair costs	12,753,702,737	13,864,410,119
Other long-term prepaid expenses	9,878,783,684	8,807,485,122
Total	297,885,161,307	236,317,247,289

HANOI BEER ALCOHOL AND BEVERAGE JOINT STOCK CORPORATION AND ITS SUBSIDIARIES

Address: 183 Hoang Hoa Tham, Ngoc Ha Ward, Hanoi City

FINANCIAL STATEMENTS

Notes to the consolidated financial statements (continued)

13. Financial leasehold loans and debts	Beginning balance		During the period		Ending balance	
	Value	Afford to pay	Increase	Decrease	Value	Afford to pay
a. Short-term loans	70,681,112,774	70,681,112,774	178,676,768,381	248,745,881,155	612,000,000	612,000,000
Short-term loans	70,069,112,774	70,069,112,774	178,217,768,381	248,286,881,155	-	-
Vietnam International	18,236,545,731	18,236,545,731	51,337,965,264	69,574,510,995	-	-
Commercial Joint Stock Bank	-	-	3,000,000,000	3,000,000,000	-	-
Joint Stock Commercial Bank for Foreign Trade of Vietnam	-	-	2,000,000,000	2,000,000,000	-	-
Military Commercial Joint Stock Bank	-	-	-	-	-	-
Vietnam Joint Stock Commercial Bank For Industry And Trade	51,832,567,043	51,832,567,043	86,665,855,910	138,498,422,953	-	-
Joint Stock Commercial Bank For Investment And Development Of Vietnam	-	-	35,213,947,207	35,213,947,207	-	-
Current portion of long-term loans	612,000,000	612,000,000	459,000,000	459,000,000	612,000,000	612,000,000
b. Long-term loans	915,963,000	915,963,000	-	459,000,000	456,963,000	456,963,000
Vietnam Joint Stock Commercial Bank For Industry And Trade	915,963,000	915,963,000	-	459,000,000	456,963,000	456,963,000
Total	71,597,075,774	71,597,075,774	178,676,768,381	249,204,881,155	1,068,963,000	1,068,963,000

HANOI BEER ALCOHOL AND BEVERAGE JOINT STOCK CORPORATION AND ITS SUBSIDIARIES

Address: 183 Hoang Hoa Tham, Ngoc Ha Ward, Hanoi City

FINANCIAL STATEMENTS

Notes to the consolidated financial statements (continued)

14. Short-term trade payables

	Ending balance		Beginning balance		Unit: VND
	Value	Afford to pay	Value	Afford to pay	
a) Short-term					
Crown Beverage Cans Hanoi Limited	399,737,827,767	399,737,827,767	610,051,831,692	610,051,831,692	
Hong Phat Services Transport And Trading Investment Company Limited	29,547,358,942	29,547,358,942	22,489,710,080	22,489,710,080	
Thai Tan Trading And Transport Company Limited	1,511,460,162	1,511,460,162	2,714,480,970	2,714,480,970	
Hanacans Joint Stock Company	14,111,485,363	14,111,485,363	25,026,199,396	25,026,199,396	
Asia Packaging Industries (Vietnam) Co.,Ltd	816,168,189	816,168,189	-	-	
Habeco-Transportation Joint Stock Company	26,588,376,570	26,588,376,570	-	-	
Dai Viet Production And Investment Company Limited	2,547,695,563	2,547,695,563	8,032,445,316	8,032,445,316	
Asia Creative And Solution Digital Communication Joint Stock Company	3,595,669,059	3,595,669,059	27,977,580,158	27,977,580,158	
Other Entities	-	-	13,734,480,793	13,734,480,793	
	321,019,613,919	321,019,613,919	510,076,934,979	510,076,934,979	
b) Long-term					
Phu Binh Manufacturing And Trading Company Limited	312,904,575	312,904,575	312,904,575	312,904,575	
Hai Au co.,ltd	83,095,329	83,095,329	83,095,329	83,095,329	
Viet Tung Co.,Ltd	73,365,600	73,365,600	73,365,600	73,365,600	
Luong Van Thang	52,140,000	52,140,000	52,140,000	52,140,000	
Payables to other parties	42,250,000	42,250,000	42,250,000	42,250,000	
	62,053,646	62,053,646	62,053,646	62,053,646	
Total	400,050,732,342	400,050,732,342	610,364,736,267	610,364,736,267	

c) Outstanding overdue debts: None.

d) Trade payable to related parties: Refer to note VII.2.

HANOI BEER ALCOHOL AND BEVERAGE JOINT STOCK CORPORATION AND ITS SUBSIDIARIES

Address: 183 Hoang Hoa Tham, Ngoc Ha Ward, Hanoi City

FINANCIAL STATEMENTS

Notes to the consolidated financial statements (continued)

15. Taxes and other payables to the State

	Beginning balance	Amounts payable during the period	Amounts paid during the period	Ending balance
<i>Unit: VND</i>				
a) Payable				
Value-added tax	382,187,805,603	3,117,880,910,651	2,860,005,706,735	640,063,009,519
Imported goods value-added tax	34,304,307,326	470,210,848,694	289,696,584,516	214,818,571,504
Special consumption tax	-	3,538,924,406	3,538,924,406	-
Import and export tax	294,687,509,901	2,498,778,840,914	2,463,509,204,295	329,957,146,520
Personal income tax	-	519,898,324	519,898,324	-
Natural resource tax	2,341,360,419	22,005,810,822	22,221,056,559	2,126,114,682
Land tax and land rental fees	135,114,136	1,507,301,223	1,443,098,522	199,316,837
Corporate income tax	2,090,763,483	23,032,965,017	4,210,941,299	20,912,787,201
Other taxes and fees	45,233,628,663	97,301,377,874	73,643,822,682	68,891,183,855
	3,395,121,675	984,943,377	1,222,176,132	3,157,888,920
b) Receivable				
Value-added tax	6,310,967,036	7,808,407,499	4,124,466,120	2,627,025,657
Special consumption tax	1,116,082,798	1,116,082,798	-	-
Personal income tax	669,674,727	669,674,727	-	-
Natural resource tax	1,715,182,964	1,282,450,740	2,075,182,310	2,507,914,534
Land tax and land rental fees	2,881,430	-	-	2,881,430
Other taxes	2,799,637,674	4,141,307,448	1,341,669,774	-
	7,507,443	598,891,786	707,614,036	116,229,693

**HANOI BEER ALCOHOL AND BEVERAGE JOINT STOCK CORPORATION
AND ITS SUBSIDIARIES**

Address: 183 Hoang Hoa Tham, Ngoc Ha Ward, Hanoi City

FINANCIAL STATEMENTS

Notes to the consolidated financial statements (continued)

16. Payable expenses

	Ending balance VND	Beginning balance VND
a) Short-term	350,378,589,982	143,604,819,918
Sales expenses	307,604,737,924	122,208,701,993
Interest expenses	65,202,000	73,572,296
Construction expenses	1,976,937,598	9,428,343,296
Other payables	40,731,712,460	11,894,202,333
b) Long-term	-	-
Total	350,378,589,982	143,604,819,918

17. Other payables

	Ending balance VND	Beginning balance VND
a) Short-term	356,176,656,866	283,393,359,461
Union funds	4,105,348,582	1,761,358,677
Social insurance	130,910,260	38,155,398
Short-term deposits and guarantees received	166,648,457,154	155,036,005,141
Dividends payable to shareholders	84,516,943,644	71,108,398,734
Other payables	100,774,997,226	55,449,441,511
b) Long-term	179,944,963,789	121,891,936,767
Receiving deposits	174,014,678,771	115,961,651,749
Interest payable	5,229,341,358	5,229,341,358
Other payables	700,943,660	700,943,660
Total	536,121,620,655	405,285,296,228

c) Outstanding overdue debts: None.

d) Trade payable to related parties: None

18. Provision for payables

	Ending balance VND	Beginning balance VND
a) Short-term	38,452,438,737	2,256,812,292
Repair and replacement parts expenses	19,947,562,543	-
Other provisions	18,504,876,194	2,256,812,292
b) Long-term	-	-
Total	38,452,438,737	2,256,812,292

**HANOI BEER ALCOHOL AND BEVERAGE JOINT STOCK CORPORATION
AND ITS SUBSIDIARIES**

Address: 183 Hoang Hoa Tham, Ngoc Ha Ward, Hanoi City

FINANCIAL STATEMENTS

Notes to the consolidated financial statements (continued)

19. Unearned revenue

	Ending balance VND	Beginning balance VND
	<hr/>	<hr/>
a) Short-term	559,209,090	4,800,000
Unearned revenue from office and warehouse leases	87,090,907	4,800,000
Other unearned revenue	472,118,183	-
b) Long-term	-	-
Total	<hr/> 559,209,090 <hr/>	<hr/> 4,800,000 <hr/>

Y/S
AN
HI

HANOI BEER ALCOHOL AND BEVERAGE JOINT STOCK CORPORATION AND ITS SUBSIDIARIES

Address: 183 Hoang Hoa Tham, Ngoc Ha Ward, Hanoi City

FINANCIAL STATEMENTS

Notes to the consolidated financial statements (continued)

20. Owner's equity

a) Reconciliation table of changes in owners' equity

Items	Owner's contributed capital	Development Investment Fund	Other Funds	Undistributed after-tax profit
	<i>Unit: VND</i>			
Balance at the beginning of previous year (01/01/2024)	2,318,000,000,000	1,544,268,440,943	11,698,027,465	760,005,147,176
Profit from the previous period				272,795,136,679
Appropriation to the Development Investment Fund from prior years' retained earnings		970,020,000		(970,020,000)
Appropriation to the bonus and welfare fund from prior years' retained earnings				(64,322,503,768)
Dividend distribution from prior years' retained earnings				(347,700,000,000)
Transfer of Development Investment Fund at the subsidiary		(4,372,814,820)		4,372,814,820
Utilize the social welfare fund			(164,500,000)	
Balance at the end of the previous period (30/9/2024)	2,318,000,000,000	1,540,865,646,123	11,533,527,465	624,180,574,907
Balance at the beginning of this year (01/01/2025)	2,318,000,000,000	1,540,865,646,123	11,432,027,465	722,092,432,295
Profit for this period				396,895,088,425
Appropriation to bonus and welfare funds, and executive bonus fund from prior years' retained earnings				(71,444,746,315)
Dividend distribution from prior years' retained earnings				(266,570,000,000)
Transfer of Development Investment Fund at the subsidiary		(8,173,741,261)		8,173,741,261
Utilize the social welfare fund			(111,500,000)	
Balance at the end of this period (30/9/2025)	2,318,000,000,000	1,532,691,904,862	11,320,527,465	789,146,515,666

**HANOI BEER ALCOHOL AND BEVERAGE JOINT STOCK CORPORATION
AND ITS SUBSIDIARIES**

Address: 183 Hoang Hoa Tham, Ngoc Ha Ward, Hanoi City

FINANCIAL STATEMENTS

Notes to the consolidated financial statements (continued)

b) Details of owners' capital

	Ending balance VND	%	Beginning balance VND	%
State capital contribution	1,895,924,000,000	81.79	1,895,924,000,000	81.79
Capital contribution of Carlsberg Breweries A/S	401,982,000,000	17.34	401,982,000,000	17.34
Capital contribution of Carlsberg Vietnam Trading Limited	3,814,000,000	0.16	3,814,000,000	0.16
Capital contribution of other shareholders	16,280,000,000	0.70	16,280,000,000	0.70
Total	2,318,000,000,000	100	2,318,000,000,000	100

c) Capital transactions with owners

	Accumulated from the beginning of the year to 30/9/2025 VND	Accumulated from the beginning of the year to 30/9/2024 VND
Owners' investment capital		
At the beginning of year	2,318,000,000,000	2,318,000,000,000
Increase in the period	-	-
Decrease in the period	-	-
At the end of period	2,318,000,000,000	2,318,000,000,000

d) Share

	Ending balance	Beginning balance
Number of shares registered for issuance	231,800,000	231,800,000
Number of shares sold to the public	231,800,000	231,800,000
- Common shares	231,800,000	231,800,000
- Preferred shares	-	-
Number of shares to be redeemed	-	-
- Common shares	-	-
- Preferred shares	-	-
Number of outstanding shares	231,800,000	231,800,000
- Common shares	231,800,000	231,800,000
- Preferred shares	-	-

Par value of outstanding shares: 10,000 VND

21. Off-balance sheet items

	Ending balance	Beginning balance
Foreign Currencies		
- USD	290,710.22	484,258.67
- EUR	178.63	3,937.32
Bad debts written off	2,117,816,500	2,088,282,433

HANOI BEER ALCOHOL AND BEVERAGE JOINT STOCK CORPORATION AND ITS SUBSIDIARIES
 Address: 183 Hoang Hoa Tham, Ngoc Ha Ward, Hanoi City
FINANCIAL STATEMENTS
Notes to the consolidated financial statements (continued)

VI. ADDITIONAL INFORMATION FOR ITEMS PRESENTED IN THE CONSOLIDATED INCOME STATEMENT

1. Revenue from sales and services

	Q3/2025 VND	Q3/2024 VND	Accumulated from the beginning of the year to 30/9/2025 VND	Accumulated from the beginning of the year to 30/9/2024 VND
Revenue from sales of finished goods and merchandise	2,543,264,897,191	2,280,746,559,235	6,364,862,187,902	5,870,181,001,679
Revenue from provision of services and other revenues	977,028,115	67,507,995,731	41,311,509,626	125,688,396,709
Total	2,544,241,925,306	2,348,254,554,966	6,406,173,697,528	5,995,869,398,388

Revenue from sales and provision of services to related parties: Refer to note VII.2.

2. Deductions from revenue

	Q3/2025 VND	Q3/2024 VND	Accumulated from the beginning of the year to 30/9/2025 VND	Accumulated from the beginning of the year to 30/9/2024 VND
Trade discounts	36,630,380,293	12,997,662,778	84,494,374,329	46,946,179,157
Returned goods	201,733,908	-	223,767,359	-
Total	36,832,114,201	12,997,662,778	84,718,141,688	46,946,179,157

HANOI BEER ALCOHOL AND BEVERAGE JOINT STOCK CORPORATION AND ITS SUBSIDIARIES

Address: 183 Hoang Hoa Tham, Ngoc Ha Ward, Hanoi City

FINANCIAL STATEMENTS

Notes to the consolidated financial statements (continued)

3. Net revenue from sales and services	Q3/2025 VND	Q3/2024 VND	Accumulated from the beginning of the year to 30/9/2025 VND	Accumulated from the beginning of the year to 30/9/2024 VND
Net revenue from sales of finished goods and merchandise	2,506,432,782,990	2,267,748,896,457	6,280,144,046,214	5,823,234,822,522
Net revenue from provision of services and other revenues	977,028,115	67,507,995,731	41,311,509,626	125,688,396,709
Total	2,507,409,811,105	2,335,256,892,188	6,321,455,555,840	5,948,923,219,231
4. Cost of goods	Q3/2025 VND	Q3/2024 VND	Accumulated from the beginning of the year to 30/9/2025 VND	Accumulated from the beginning of the year to 30/9/2024 VND
Cost of goods sold, finished products, and services	1,768,516,935,720	1,692,539,101,884	4,533,831,679,490	4,395,873,620,220
Total	1,768,516,935,720	1,692,539,101,884	4,533,831,679,490	4,395,873,620,220
5. Financial income	Q3/2025 VND	Q3/2024 VND	Accumulated from the beginning of the year to 30/9/2025 VND	Accumulated from the beginning of the year to 30/9/2024 VND
Interest on deposits and loans	52,521,995,558	43,468,943,260	146,068,198,529	119,268,995,952
Foreign exchange gain	1,133,140,846	423,685,187	4,765,595,887	1,997,551,235
Dividends and distributed profits	735,000,000	525,000,000	735,000,000	735,000,000
Other financial income	-	-	-	200,000
Total	54,390,136,404	44,417,628,447	151,568,794,416	122,001,747,187

HANOI BEER ALCOHOL AND BEVERAGE JOINT STOCK CORPORATION AND ITS SUBSIDIARIES

Address: 183 Hoang Hoa Tham, Ngoc Ha Ward, Hanoi City

FINANCIAL STATEMENTS

Notes to the consolidated financial statements (continued)

6. Financial expenses	Q3/2025	Q3/2024	Accumulated from	Accumulated from
	VND	VND	the beginning of the year to 30/9/2025	the beginning of the year to 30/9/2024
Interest expense	62,382,097	458,543,303	1,348,590,786	2,573,763,177
Foreign exchange loss	995,567,451	461,861,833	4,411,250,700	1,795,719,919
Total	1,057,949,548	920,405,136	5,759,841,486	4,369,483,096

7. Selling expenses and administrative expenses	Q3/2025	Q3/2024	Accumulated from	Accumulated from
	VND	VND	the beginning of the year to 30/9/2025	the beginning of the year to 30/9/2024
a) Selling expenses	385,164,131,800	400,878,559,184	1,060,278,254,360	971,911,454,339
Employee expenses	62,635,852,956	40,472,627,048	166,182,853,376	117,682,124,680
Raw materials, supplies, and allocated tools expenses	28,842,822,954	9,322,054,039	76,983,206,066	38,911,888,844
Loading and transportation expenses	32,053,585,834	19,892,142,018	70,269,524,929	66,685,475,901
Advertising, promotion, and support expenses	199,744,531,246	192,696,267,997	534,050,572,650	462,124,579,176
Other selling expenses	61,887,338,810	138,495,468,082	212,792,097,339	286,507,385,738
b) Administrative expenses	123,734,395,186	124,111,652,976	388,542,899,413	345,744,418,286
Management staff expenses	58,707,761,653	54,738,207,634	177,361,084,181	143,007,711,868
Depreciation expenses	10,929,870,721	10,908,934,552	34,343,349,977	32,628,079,717
Land rental expenses	4,370,405,457	12,063,704,256	25,141,554,145	34,609,496,747
Other administrative expenses	49,726,357,355	46,400,806,534	151,696,911,110	135,499,129,954

c) Deductions from selling and administrative expenses: None.



HANOI BEER ALCOHOL AND BEVERAGE JOINT STOCK CORPORATION AND ITS SUBSIDIARIES

Address: 183 Hoang Hoa Tham, Ngoc Ha Ward, Hanoi City

FINANCIAL STATEMENTS

Notes to the consolidated financial statements (continued)

	Q3/2025	Q3/2024	Accumulated from the beginning of the year to 30/9/2025	Accumulated from the beginning of the year to 30/9/2024
	VND	VND	VND	VND
8. Other income				
Asset liquidation	583,624,454	140,909,091	2,756,874,618	1,051,240,189
Income from selling brewery by-products	3,065,132,800	2,327,181,500	6,851,689,600	6,328,821,050
Penalty compensation income	187,279,708	269,211,510	1,045,706,637	599,321,854
Recovery of bottles and cases	1,114,015,910	1,038,639,405	2,525,726,996	1,757,208,804
Other income	2,415,370,771	3,723,904,735	10,040,905,856	10,265,232,081
Total	7,365,423,643	7,499,846,241	23,220,903,707	20,001,823,978
9. Other expenses				
Administrative penalties	309,882,526	331,902,757	503,463,361	3,500,889,207
Bottle costs	8,072,727	4,454,546	39,261,818	40,812,727
Other expenses	2,480,826,611	52,670,704	3,342,595,971	1,980,167,556
Total	2,798,781,864	389,028,007	3,885,321,150	5,521,869,490

HANOI BEER ALCOHOL AND BEVERAGE JOINT STOCK CORPORATION AND ITS SUBSIDIARIES
 Address: 183 Hoang Hoa Tham, Ngoc Ha Ward, Hanoi City
 FINANCIAL STATEMENTS
 Notes to the consolidated financial statements (continued)

10. Current corporate income tax expense

Corporate income tax payable by the Corporation is determined at a tax rate of 20% on taxable income.

The Corporation's tax finalization will be subject to inspection by the tax authorities. Due to the application of laws and tax regulations concerning various types of transactions, which may be interpreted in different ways, the tax amount presented in the financial statements may change based on the tax authorities' decision.

The estimated current corporate income tax of the Corporation is presented below:

	Q3/2025	Q3/2024	Accumulated from the beginning of the year to 30/9/2025	Accumulated from the beginning of the year to 30/9/2024
	VND	VND	VND	VND
Total profit before tax	294,225,805,430	171,656,819,574	518,914,434,280	379,679,802,379
Adjustment to accounting profits to determine corporation income taxable profit	(18,444,771,185)	(9,553,203,498)	(33,629,682,769)	2,707,424,657
Total taxable profits	275,781,034,245	162,103,616,076	485,284,751,511	382,387,227,036
Corporate income tax rate	20%	20%	20%	20%
Current corporate income tax expenses	55,156,206,849	32,420,723,215	97,056,950,302	76,477,445,407
Current corporate income tax expense of prior years	(7,180,402)	(275,217,427)	244,427,572	10,439,912,516
Total current corporate income tax expense	55,149,026,447	32,145,505,788	97,301,377,874	86,917,357,923

11. Basic earnings, diluted earnings per share

Basic earnings per share is calculated by dividing the net income or loss after tax, allocated to ordinary shareholders of the company (after the allocation of the reward and welfare fund), by the weighted average number of common shares outstanding during the period.

Diluted earnings per share is calculated by dividing the net income or loss after tax, allocated to ordinary shareholders of the company, by the weighted average number of common shares outstanding during the year, plus the weighted average number of common shares that would be issued if all potentially dilutive common shares were converted into common shares.

HANOI BEER ALCOHOL AND BEVERAGE JOINT STOCK CORPORATION AND ITS SUBSIDIARIES

Address: 183 Hoang Hoa Tham, Ngoc Ha Ward, Hanoi City

FINANCIAL STATEMENTS

Notes to the consolidated financial statements (continued)

	Q3/2025 VND	Q3/2024 VND	Accumulated from the beginning of the year to 30/9/2025 VND	Accumulated from the beginning of the year to 30/9/2024 VND
Profit after tax	221,041,322,040	124,086,518,728	396,895,088,425	272,795,136,679
Increases and decreases profit to determine profit and loss for common shares	-	-	-	-
- Increases	-	-	-	-
- Decreases	-	-	-	-
Profit or loss attributable to owners of ordinary shares	221,041,322,040	124,086,518,728	396,895,088,425	272,795,136,679
Weighted average number of ordinary shares outstanding during the period	231,800,000	231,800,000	231,800,000	231,800,000
Basic earnings per share	954	535	1,712	1,177
Diluted earnings per share	954	535	1,712	1,177

The Corporation does not have any dilutive potential ordinary shares in the third quarter of 2025 and up to the date of preparation of the financial statements for the third quarter of 2025.

12. Cost by factor

	Q3/2025 VND	Q3/2024 VND	Accumulated from the beginning of the year to 30/9/2025 VND	Accumulated from the beginning of the year to 30/9/2024 VND
Cost of materials, supplies	732,080,841,272	708,968,595,820	1,914,876,012,663	1,913,112,548,078
Labor costs	178,858,324,764	150,115,557,402	509,064,274,009	425,916,264,759
Depreciation expenses for fixed assets	59,874,804,878	98,972,039,704	200,648,764,625	300,175,921,852
Outsourced service expenses	264,322,132,953	226,099,728,756	804,822,124,175	658,858,348,601
Other cash expenses	176,098,805,088	181,201,436,922	438,423,636,956	469,373,364,234
Total	1,411,234,908,955	1,365,357,358,604	3,867,834,812,428	3,767,436,447,524

HANOI BEER ALCOHOL AND BEVERAGE JOINT STOCK CORPORATION AND ITS SUBSIDIARIES

Address: 183 Hoang Hoa Thám, Ngoc Ha Ward, Hanoi City

FINANCIAL STATEMENTS

Notes to the consolidated financial statements (continued)

VII. OTHER INFORMATION

1. Subsequent events information

There are no significant events occurring after the date of the consolidated financial statements that require adjustment or disclosure in the consolidated financial statements.

2. Information about related parties

2.1 List of related parties

	Relationship
Habeco - Kim Bai Joint Stock Company	Associated company
Habeco-Transportation Joint Stock Company	Associated company
Habeco Development Investment Joint Stock Company	Associated company
Harec Investment And Trade Joint Stock Company	Associated company
San Miguel Yamamura Haiphong Glass Company Limited	Associated company
Habeco Packaging Joint Stock Company	Associated company
Lilama Land Corporation	Other investments
Industrial University Of Vinh	Other investments
Vinaceglass Joint Stock Company	Other investments
Ha Noi - Hung Yen Trading Beer Joint Stock Company 89	Other investments

Key management personnel and related individuals include: Members of the Board of Directors, the Board of Management, Board of Supervisors, the Chief Accountant, and close family members of these individuals.

2.2 Transactions with related parties

During the third quarter of the fiscal year 2025, the Corporation entered into transactions with related parties. The main transactions (excluding VAT) are as follows:

Related parties	Transaction details	Unit: VND	
		Accumulated from the beginning of the year to 30/9/2025	Accumulated from the beginning of the year to 30/9/2024
Habeco - Kim Bai Joint Stock Company	Sale of materials, goods	1,030,463,795	380,066,000
	License fees	3,541,345,920	4,107,959,712
Habeco-Transportation Joint Stock Company	Lease of premises	842,400,000	842,400,000

HANOI BEER ALCOHOL AND BEVERAGE JOINT STOCK CORPORATION AND ITS SUBSIDIARIES

Address: 183 Hoang Hoa Tham, Ngoc Ha Ward, Hanoi City

FINANCIAL STATEMENTS

Notes to the consolidated financial statements (continued)

Related parties	Transaction details	Accumulated from the beginning of the year to 30/9/2025	Accumulated from the beginning of the year to 30/9/2024
San Miguel Yamamura Hai Phong Glass Company Limited	Transport and handling costs	18,700,444,367	19,665,760,285
	Sale of scrap	143,702,980	176,567,820
	Purchase of bottles	1,255,824,000	1,499,170,680
Habeco Packaging Joint Stock Company	Purchase of packaging materials	62,281,892,136	58,545,302,052
	Electricity, water, and other expenses	55,872,000	45,040,000
	Other expenses	18,000,000	-

As of the end of the accounting period, the outstanding amounts with related parties are as follow:

Related parties	Transaction details	Receivable/(payable) amount	
		Ending balance	Beginning balance
San Miguel Yamamura Hai Phong Glass Company Limited	Receivables from sale of materials, goods	74,014,016	116,024,461
	Payables for purchase of goods	(268,257,984)	(166,536,240)
Habeco - Kim Bai Joint Stock Company	Receivables from sale of materials, goods	2,509,592,426	925,185,250
	Payables for purchase of goods	(996,503,200)	-
Habeco-Transportation Joint Stock Company	Payables for transport costs	(2,547,695,563)	(8,032,445,316)
Habeco Packaging Joint Stock Company	Receivables from sale of materials, goods	19,526,400	17,421,600
	Payables for purchase of goods	(7,973,017,274)	(14,191,151,735)

Unit: VND

HANOI BEER ALCOHOL AND BEVERAGE JOINT STOCK CORPORATION AND ITS SUBSIDIARIES

Address: 183 Hoang Hoa Tham, Ngoc Ha Ward, Hanoi City

FINANCIAL STATEMENTS

Notes to the consolidated financial statements (continued)

During the third quarter of the fiscal year 2025, Income of the Board of Directors, the Board of Management, Supervisory Board, and Chief Accountant are as follows:

Full Name	Position	Q3/2025	Q3/2024	Accumulated from	Accumulated from
		VND	VND	the beginning of the year to 30/9/2025	the beginning of the year to 30/9/2024
Salary and remuneration of Board of directors members					
Mr Tran Dinh Thanh	Chairman	414,990,000	297,600,000	1,043,730,000	892,800,000
Mr Ngo Que Lam	Member	57,600,000	40,800,000	144,000,000	122,400,000
Mr Vu Xuan Dung	Member	57,600,000	40,800,000	144,000,000	122,400,000
Mr Tran Thuan An	Member	57,600,000	40,800,000	144,000,000	122,400,000
Mr Bui Huu Quang	Member	48,000,000	40,800,000	136,800,000	122,400,000
Ms Quan Le Ha	Member	48,000,000	40,800,000	136,800,000	122,400,000
Mr Tran Danh Dang	Member	48,000,000	40,800,000	136,800,000	122,400,000
Income of supervisory board members					
Ms Chu Thi Thu Trang	Head	321,600,000	187,200,000	734,400,000	561,600,000
Mr Tran Duc Giang	Member	80,000,000	24,000,000	144,000,000	72,000,000
Ms Thieu Hong Nhung	Member	48,000,000	24,000,000	120,000,000	72,000,000
Income of the General Director and other key Management personnel					
Mr Ngo Que Lam	General Director	885,995,250	268,800,000	1,423,595,250	806,400,000
Income of other key Management personnel		3,447,891,000	1,022,400,000	5,492,691,000	5,492,691,000

**HANOI BEER ALCOHOL AND BEVERAGE JOINT STOCK CORPORATION
AND ITS SUBSIDIARIES**

Address: 183 Hoang Hoa Tham, Ngoc Ha Ward, Hanoi City

FINANCIAL STATEMENTS

Notes to the consolidated financial statements (continued)

3. Segment reporting

Segment information is presented by business segment and geographic area. The primary segment reporting is by business segment, based on the Corporation's organizational structure, internal management, and internal financial reporting system.

Geographic area

The Corporation operates only within the territory of Vietnam, so it does not present segment reporting by geographic area.

Business segment

The Corporation's principal business activity is the production and sale of beer products. Accordingly, segment reporting by business activity is not presented.

4. Secured assets

The Corporation has mortgaged or pledged term deposit contracts at banks to secure contract performance guarantee obligations (refer to note V.2), mortgaged fixed assets to secure loans (refer to note V.8) and as of June 30, 2025, the Corporation does not hold any collateral assets of other entities.

5. Credit risk

Credit risk is the risk that partners will not perform its obligations under the provisions of a financial instrument or contract leading to financial losses. Corporation has credit risk from its business activities (primarily accounts receivable for customers) and from its own financial operations, including bank deposits and other financial instruments.

Account receivable

The management of customer credit risk based on Corporation policies, procedures and process control of the Corporation relating to the management of customers credit risk.

Customer receivables which are unpaid are regularly monitored. The analysis of the ability to be made redundant at the reporting date on the basis of each large customer. On this basis, Corporation does not have risk of credit concentration.

Bank deposits

Most bank deposits of Corporation shall be deposited at the prestigious banks in Vietnam. The Corporation found that concentrations of credit risk for bank deposits are low.

6. Liquidity risk

Liquidity risk is the risk that Corporation has difficulty in complete the financial obligations due to lack of capital. Liquidity risk of the Corporation arises mainly due to mismatch in the maturities of financial assets and financial liabilities.

Corporation manage liquidity risk through maintaining the ratio of cash and cash equivalents at the level that Board of Directors thought its sufficient to provide financial support for the business of Corporation and to minimize impact of changing cash flows.

Information maturities of financial liabilities of the Corporation based on the value without discounting payments under the contract as follows:



**HANOI BEER ALCOHOL AND BEVERAGE JOINT STOCK CORPORATION
AND ITS SUBSIDIARIES**

Address: 183 Hoang Hoa Tham, Ngoc Ha Ward, Hanoi City
FINANCIAL STATEMENTS

Notes to the consolidated financial statements (continued)

Unit: VND

	Under 01 year	From 01 year to 05 years	Total
Ending balance	2,003,498,263,981	180,714,831,364	2,184,213,095,345
Accounts payable	399,737,827,767	312,904,575	400,050,732,342
Loans and finance lease liabilities	612,000,000	456,963,000	1,068,963,000
Accrued expenses	350,378,589,982	-	350,378,589,982
Other payables	1,252,769,846,232	179,944,963,789	1,432,714,810,021
Beginning balance	1,779,646,868,242	123,120,804,342	1,902,767,672,584
Accounts payable	610,051,831,692	312,904,575	610,364,736,267
Loans and finance lease liabilities	70,681,112,774	915,963,000	71,597,075,774
Accrued expenses	143,604,819,918	-	143,604,819,918
Other payables	955,309,103,858	121,891,936,767	1,077,201,040,625

The Corporation believe that the risk level for payments to financial liabilities is low. The Corporation can settle their current portion of debts from operating cash flow and the gain from financial liabilities on due dates.

7. Market risk

Market risk is the risk that fair value or future value of cash flows from financial instruments will fluctuate with changing of market prices. Market risk includes three types: foreign currency risk, interest rate risk and other price risk.

Foreign currency risk

Foreign currency risk is the risk that fair value or future cash flows of financial instruments will fluctuate with changes in the exchange rate.

Corporation management of exchange risks by considering the current market and expected the Corporation to plan for the future trading in foreign currency. Corporation monitored the risks to assets and financial liabilities in foreign currency.

Interest rate risk

Interest rate risk is the risk that fair value or future cash flows of a financial instrument will fluctuate due to changes of market interest rates. The risk of changes in market interest rates of the Corporation primarily related to short-term deposits and loans.

The Corporation manages interest rate risk by closely monitoring market conditions relevant. by that Corporation will determine the appropriate interest rate policy for risk limited purpose Corporation.

The Corporation does not perform a sensitivity analysis for interest rate risk because interest rate changes at the reporting date is not significant.

Other price risk

Other price risk is the risk that the fair value or future cash flows of a financial instrument will fluctuate due to market price changes, other than changes in interest rates and exchange rates.

13884
NG T
NHH
A TOA
VA
HỒ C

**HANOI BEER ALCOHOL AND BEVERAGE JOINT STOCK CORPORATION
AND ITS SUBSIDIARIES**

Address: 183 Hoang Hoa Tham, Ngoc Ha Ward, Hanoi City

FINANCIAL STATEMENTS

Notes to the consolidated financial statements (continued)


8. Information about going concern

During the period, there were no activities or events that significantly affected the Corporation's ability to continue as a going concern. Therefore, the Corporation's consolidated financial statements are prepared on the assumption that the Corporation will continue to operate

9. Comparative figures

The comparative figures are the figures in the consolidated financial statements for the fiscal year ended 31 December 2024, which have been audited, and the consolidated financial statements for the the third quarter of the fiscal year 2024 ended 30 September 2024, which have been reviewed by Nhan Tam Viet Auditing Company Limited.

Prepared by



Nguyen Viet Dung

Ha Noi, 29 October 2025

Chief Accountant



Pham Thu Thuy



General Director



Ngo Que Lam

