

No: 357/HABECO-VP.HĐQT

Hanoi, April 29th, 2025

PERIODIC INFORMATION DISCLOSURE

To:

- The State Securities Commission;
- The Ho Chi Minh Stock Exchange.

- Name of organization:** Hanoi Beer Alcohol and Beverage Joint Stock Corporation ("HABECO")
 - Stock symbol /Member code:** BHN
 - Address:** No 183 Hoang Hoa Tham Str, Ngoc Ha Ward, Ba Dinh District, Hanoi
 - Telephone:** 024.38453843 Fax: 024.37223784
 - Email:** habeco@habeco.com.vn
- Content of the disclosure:**
 - The Separate Financial Statements and Consolidated Financial Statements for the first quarter of 2025, which have been reviewed, of Hanoi Beer Alcohol and Beverage Joint Stock Corporation.
 - The explanation of the profit after taxes' fluctuations in the Consolidated Financial Statements for the first quarter of 2025, which have been reviewed, of Hanoi Beer Alcohol and Beverage Joint Stock Corporation.
- This information is published on the Corporation's website on April 29th/2025 at the following link: <http://www.habeco.com.vn>.**

We hereby affirm that the information provided above is true and accurate, and we accept full legal responsibility for the content of the disclosed information.

ORGANIZATION REPRESENTATIVE
PARTY AUTHORIZED TO DISCLOSE INFORMATION
DEPUTY GENERAL DIRECTOR



Bui Truong Thang

**HANOI BEER ALCOHOL AND BEVERAGE JOINT STOCK
CORPORATION**

Reviewed separate financial statements
For the first quarter of the fiscal year 2025 ended 31 March 2025



TABLE OF CONTENTS

CONTENT	PAGE
REPORT OF THE BOARD OF MANAGEMENT	02 – 3
INTERIM FINANCIAL INFORMATION REVIEW REPORT	4 – 5
REVIEWED SEPARATE FINANCIAL STATEMENTS	
<i>Separate balance sheet</i>	6 – 9
<i>Separate income statement</i>	10
<i>Separate cash flow statement</i>	11 – 12
<i>Notes to the separate financial statements</i>	13 – 50

REPORT OF THE BOARD OF MANAGEMENT

The Board of Management of Hanoi Beer Alcohol And Beverage Joint Stock Corporation (hereinafter referred to as "the Corporation") presents its report and the Corporation's separate financial statements for the first quarter of the fiscal year 2025 ended 31 March 2025.

Overview

Hanoi Beer Alcohol And Beverage Joint Stock Corporation, formerly known as Hanoi Beer - Alcohol - Beverage Corporation, was established under Decision No. 75/2003/QĐ-BCN dated May 6, 2003, of the Ministry of Industry (now the Ministry of Industry and Trade). The Corporation officially converted from a state-owned enterprise to a joint-stock company with the name Hanoi Beer Alcohol And Beverage Joint Stock Corporation under Decision No. 1863/QĐ-TTg dated December 28, 2007, and Decision No. 575/QĐ-TTg dated May 16, 2008, of the Prime Minister.

The Corporation operates under Business Registration Certificate No. 0103025268 issued by the Hanoi Department of Planning and Investment on June 16, 2008. The sixth amendment of the Enterprise Registration Certificate was made under No. 0101376672 on September 7, 2020.

The Corporation's main business activities are: Production of beer and malt for brewing; Distilling, rectifying, and blending spirits; Production of non-alcoholic beverages and mineral water; Wholesale of beverages; Wholesale of rice, wheat, flour, and other cereals; Warehouse rental; Rental of machinery and equipment.

The Corporation's head office is located at 183 Hoang Hoa Tham, Ngoc Ha Ward, Ba Dinh District, Ha Noi City.

The Board of Directors, The Board of Management, and Supervisory Board during the period and as at the date of this report are as follows:

Board of Directors

Mr Tran Dinh Thanh	Chairman
Mr Ngo Que Lam	Member
Mr Vu Xuan Dung	Member
Mr Tran Thuan An	Member
Mr Bui Huu Quang	Member
Mr Tran Danh Dang	Independent member
Ms Quan Le Ha	Independent member

Board of Management

Mr Ngo Que Lam	General Director
Mr Vu Xuan Dung	Deputy General Director
Mr Bui Truong Thang	Deputy General Director
Mr Pham Trung Kien	Deputy General Director
Mr Tran Thuan An	Deputy General Director

Board Of Supervisors

Ms Chu Thi Thu Trang	Head
Mr Tran Duc Giang	Member
Ms Thieu Hong Nhung	Member

Legal Representative

The legal representative of the Corporation during the period and as of the date of this report is as follows:

Mr Tran Dinh Thanh	Chairman
Mr Ngo Que Lam	General Director

HANOI BEER ALCOHOL AND BEVERAGE JOINT STOCK CORPORATION

Address: 183 Hoang Hoa Tham, Ngoc Ha Ward, Ba Dinh District, Ha Noi City

Auditor


NVA Auditing Company Limited has performed the review on the separate financial statements for the first quarter of the fiscal year 2025 ended 31 March 2025 for the Corporation

Statement of the Board of Management's responsibility in respect of the separate financial statements

The Board of Management is responsible for the separate financial statements of each financial year which give a true and fair view of the state of affairs of the Corporation and of its operation results and cash flows for the year. In preparing those financial statements, the board of management is required to:

- Select suitable accounting policies and then apply them consistently;
- Make judgments and estimates reasonably and prudently;
- Prepare and present the separate financial statements in compliance with current accounting standards, accounting regimes, and relevant regulations;
- Prepare the financial statements on going concern basis unless it is inappropriate to presume that the Corporation will continue in business.
- Establish and implement an effective internal control system to minimize the risk of material misstatement, whether due to fraud or error, in the preparation and presentation of the separate financial statements.

The Board of Management is responsible for ensuring that proper accounting records are kept which disclosed, with reasonable accuracy at any time, the financial position of Corporation and to ensure that the accounting records comply with the registered accounting system, It is responsible for safeguarding the assets of the Corporation and hence for taking reasonable steps for the prevention and detection of fraud and other irregularities.

The Board of Management of the Corporation approves and commit that the attached separate financial statements give a true and fair view of the Corporation's separate financial position as at 31 March 2025, as well as the results of its separate operations and separate cash flows for the first quarter of the fiscal year 2025 then ended, in accordance with Vietnamese accounting standards, accounting regime for enterprises, and compliance with relevant legal regulations. 

General Director



Ngo Que Lam

Ha Noi, 28 April 2025

No: 10.04.1.1/25/BCTC/NVA.VP

INTERIM FINANCIAL INFORMATION REVIEW REPORT

To: Shareholders, The Board of Directors and the Board of Management
Hanoi Beer Alcohol And Beverage Joint Stock Corporation

We have reviewed the accompanying separate financial statements of Hanoi Beer Alcohol And Beverage Joint Stock Corporation, prepared on 28 April 2025, from page 06 to page 50, which include: the separate balance sheet as at 31 March 2025, the separate income statement, the separate cash flow statement for the first quarter of the fiscal year 2025 then ended, and the notes to the separate financial statements.

The Board of Managements' responsibility

The Board of Management is responsible for the preparation and the presentation to give a true and fair view on the separate financial statements of the Corporation in accordance with the prevailing Vietnamese Accounting Standards and System as well as other related regulations, and is responsible for internal control which the Management realizes that it is necessary to ensure the preparation and the presentation of the separate financial statements to be free from material errors due to frauds or mistakes.

Auditor's responsibility

Our responsibility is to express a conclusion on the separate financial statements for the first quarter of the fiscal year 2025 ended 31 March 2025 based on our review. We performed the review in accordance with Vietnamese Standards on review engagements No. 2410 - Review of interim financial information performed by the entity's independent auditors.

A review of interim financial information consists of making inquiries, primarily of persons responsible for financial and accounting matters, and applying analytical procedures and other review procedures. A review is substantially less in scope than an audit conducted in accordance with Vietnamese Auditing Standards and, accordingly, does not enable us to obtain assurance that we will become aware of all Material issues may be discovered during an audit. Accordingly, we do not express an audit opinion.

Auditor's conclusion

Based on the results of our review, we have not found anything that causes us to believe that the attached separate financial statements for the first quarter of the fiscal year 2025 do not give a true and fair view in all material respects of the financial situation of the Corporation as at 31 March 2025, separate results of its operations and separate cash flows of the unit in the first quarter of the fiscal year 2025 then ended, in accordance with accounting standards, Vietnamese accounting regime and legal regulations related to the preparation and presentation of separate financial statements.

Other matters

The separate financial statements for the fiscal year ended 31 December 2024, and the separate financial statements for the first quarter of the fiscal year 2024 ended 31 March 2024, were audited and reviewed by another audit firm. The independent auditor's report dated 28 March 2025, expressed an unqualified opinion, and the review report on the interim financial information dated 26 April 2024, also concluded with an unqualified opinion.

NVA Auditing Company Limited
Deputy General Director



Le Hong Dao
Practicing Auditor Registration Certificate No.
1732-2023-152-1
Ho Chi Minh City, 28 April 2025

SEPARATE BALANCE SHEET

As at 31 March 2025

Unit: VND

ASSETS	Code	Note	Ending balance	Beginning balance
A . CURRENT ASSETS	100		3,515,057,638,448	3,725,497,391,312
I. Cash and cash equivalents	110	V.1	101,384,521,680	646,361,710,800
1. Cash	111		101,384,521,680	412,431,710,800
2. Cash equivalents	112		-	233,930,000,000
II. Short-term financial investments	120	V.2	2,845,727,200,000	2,623,586,200,000
1. Trading securities	121		-	-
2. Provision for diminution in value of trading securities (*)	122		-	-
3. Held-to-maturity investments	123		2,845,727,200,000	2,623,586,200,000
III. Short-term receivables	130		317,741,950,935	156,958,257,409
1. Short-term trade receivables	131	V.3	230,150,779,146	70,105,789,058
2. Short-term advances to suppliers	132		17,935,380,894	22,538,580,862
3. Short-term intercompany receivables	133		-	-
4. Receivables according to the progress of construction contracts	134		-	-
5. Short-term loan receivables	135		-	-
6. Other short-term receivables	136	V.4	75,442,520,442	70,100,617,036
7. Provision for short-term doubtful debt (*)	137	V.5	(5,786,729,547)	(5,786,729,547)
8. Shortage of assets awaiting resolution	139		-	-
IV. Inventories	140	V.6	237,242,850,522	268,153,824,000
1. Inventories	141		237,822,030,212	268,733,003,690
2. Provision against devaluation of goods in stock (*)	149		(579,179,690)	(579,179,690)
V. Other current assets	150		12,961,115,311	30,437,399,103
1. Short-term prepayments	151	V.10	11,264,447,501	15,245,217,632
2. VAT deductibles	152		-	13,495,513,661
3. Taxes and other receivables from the State budget	153	V.13	1,696,667,810	1,696,667,810
4. Purchase and resale of government bonds	154		-	-
5. Other current assets	155		-	-
B. NON- CURRENT ASSETS	200		1,765,696,385,329	2,000,429,591,339
I. Long-term receivables	210		-	-
1. Long-term trade receivables	211		-	-
2. Long-term advances to suppliers	212		-	-
3. Working capital from sub-units	213		-	-
4. Long-term intercompany receivables	214		-	-
5. Receivables on long-term loans	215		-	-
6. Other long-term receivables	216		-	-
7. Provision for long-term doubtful debts (*)	219		-	-

HANOI BEER ALCOHOL AND BEVERAGE JOINT STOCK CORPORATION

Address: 183 Hoang Hoa Tham, Ngoc Ha Ward, Ba Dinh District, Ha Noi City

FINANCIAL STATEMENTS**Separate balance sheet (continued)**

Unit: VND

ASSETS	Code	Note	Ending balance	Beginning balance
II. Fixed assets	220		449,740,344,696	479,114,731,038
1. Tangible fixed assets	221	V.8	432,645,814,486	460,978,230,041
- Cost	222		4,003,321,539,009	4,003,091,543,009
- Accumulated depreciation	223		(3,570,675,724,523)	(3,542,113,312,968)
2. Finance leasing assets	224		-	-
- Cost	225		-	-
- Accumulated depreciation	226		-	-
3. Intangible fixed assets	227	V.9	17,094,530,210	18,136,500,997
- Cost	228		76,458,623,019	76,218,623,019
- Accumulated depreciation	229		(59,364,092,809)	(58,082,122,022)
III. Investment properties	230		-	-
- Cost	231		-	-
- Accumulated depreciation	232		-	-
IV. Long-term unfinished assets	240	V.7	8,607,196,604	8,607,196,604
1. Cost for work in process	241		-	-
2. Construction in progress	242		8,607,196,604	8,607,196,604
V. Long-term investments	250	V.2	1,265,563,173,880	1,466,651,965,211
1. Investments in subsidiaries	251		1,122,326,153,223	1,122,326,153,223
2. Investments in joint-ventures, associates	252		131,369,420,164	131,369,420,164
3. Other long-term investments	253		36,250,000,000	36,250,000,000
4. Provision for devaluation of long-term investments	254		(24,382,399,507)	(23,293,608,176)
5. Investments held to maturity	255		-	200,000,000,000
VI. Other long-term assets	260		41,785,670,149	46,055,698,486
1. Long-term prepayments	261	V.10	40,857,464,915	44,699,682,659
2. Deferred income tax assets	262	V.11	928,205,234	1,356,015,827
3. Long term equipment, supplies and spare parts	263		-	-
4. Other long-term assets	268		-	-
TOTAL ASSETS	270		5,280,754,023,777	5,725,926,982,651

HANOI BEER ALCOHOL AND BEVERAGE JOINT STOCK CORPORATION

Address: 183 Hoang Hoa Tham, Ngoc Ha Ward, Ba Dinh District, Ha Noi City

FINANCIAL STATEMENTS**Separate balance sheet (continued)***Unit: VND*

RESOURCES	Code	Note	Ending balance	Beginning balance
A. LIABILITIES	300		1,312,169,732,982	1,465,784,790,786
I. Current liabilities	310		1,215,614,915,976	1,370,638,491,280
1. Short-term trade payables	311	V.12	440,613,931,323	976,671,316,431
2. Short-term advances from customers	312		14,993,051,434	4,266,034,737
3. Taxes and amounts payable to State budget	313	V.13	114,428,575,061	160,423,176,280
4. Payables to employees	314		57,193,046,866	82,222,325,531
5. Short-term accrued expenses	315	V.14	160,793,691,312	24,320,798,895
6. Short-term intercompany payables	316		-	-
7. Payables based on agreed progress of construction contract	317		-	-
8. Short-term unearned revenue	318		-	-
9. Other short-term payables	319	V.15	341,729,200,066	70,312,649,109
10. Short-term loans and finance lease liabilities	320		-	-
11. Provision for short term payables	321		-	-
12. Bonus and welfare fund	322		85,863,419,914	52,422,190,297
13. Price stabilization fund	323		-	-
14. Purchase and resale of government bonds	324		-	-
II. Long-term liabilities	330		96,554,817,006	95,146,299,506
1. Long-term supplier payables	331		-	-
2. Long-term advances from customers	332		-	-
3. Long-term accrued expenses	333		-	-
4. Intercompany payables on working capital	334		-	-
5. Long-term intercompany payables	335		-	-
6. Long-term unearned revenue	336		-	-
7. Other long-term payables	337	V.15	96,554,817,006	95,146,299,506
8. Long-term loans and finance lease liabilities	338		-	-
9. Convertible bonds	339		-	-
10. Preference shares	340		-	-
11. Deferred income tax	341		-	-
12. Provision for long term payables	342		-	-
13. Scientific and technological development fund	343		-	-

HANOI BEER ALCOHOL AND BEVERAGE JOINT STOCK CORPORATION

Address: 183 Hoang Hoa Tham, Ngoc Ha Ward, Ba Dinh District, Ha Noi City

FINANCIAL STATEMENTS**Separate balance sheet (continued)**

Unit: VND

RESOURCES	Code	Note	Ending balance	Beginning balance
B. EQUITY	400		3,968,584,290,795	4,260,142,191,865
I. Owners' equity	410	V.16	3,968,584,290,795	4,260,142,191,865
1. Owners' contributed capital	411		2,318,000,000,000	2,318,000,000,000
- Ordinary shares with voting rights	411a		2,318,000,000,000	2,318,000,000,000
- Preference shares	411b		-	-
2. Share premium	412		-	-
3. Conversion options on bond	413		-	-
4. Other owner's fund	414		-	-
5. Treasury shares (*)	415		-	-
6. Differences upon asset revaluation	416		-	-
7. Exchange differences	417		-	-
8. Investment and development funds	418		1,083,800,291,522	1,083,800,291,522
9. Enterprise reorganization assistance fund	419		-	-
10. Other equity funds	420		11,400,527,465	11,432,027,465
11. Undistributed post-tax profits	421		555,383,471,808	846,909,872,878
- Undistributed post-tax profits accumulated by the end of the previous period	421a		523,407,620,273	478,109,356,260
- Undistributed post-tax profits of current period	421b		31,975,851,535	368,800,516,618
12. Capital expenditure fund	422		-	-
II. Funding and other funds	430		-	-
1. Funding	431		-	-
2. Funds that form fixed assets	432		-	-
TOTAL RESOURCES	440		5,280,754,023,777	5,725,926,982,651

Prepared by



Tran Quoc Viet


Ha Noi, 28 April 2025

Chief Accountant



Pham Thu Thuy

General Director

Ngo Que Lam

HANOI BEER ALCOHOL AND BEVERAGE JOINT STOCK CORPORATION
Address: 183 Hoang Hoa Tham, Ngoc Ha Ward, Ba Dinh District, Ha Noi City
FINANCIAL STATEMENTS

SEPARATE INCOME STATEMENT

The first quarter of the fiscal year 2025

Unit: VND

Items	Code	Note	Q1/2025	Q1/2024	Accumulated from the beginning of the year to 31/03/2025	Accumulated from the beginning of the year to 31/03/2024
1. Revenue from sale of goods and rendering of services	01	VI.1	1,105,601,561,634	903,020,151,126	1,105,601,561,634	903,020,151,126
2. Deductible items	02	VI.2	6,357,739,287	47,526,642	6,357,739,287	47,526,642
3. Net revenue from sale of goods and rendering of services	10	VI.3	1,099,243,822,347	902,972,624,484	1,099,243,822,347	902,972,624,484
4. Cost of goods sold	11	VI.4	858,857,294,443	707,423,766,408	858,857,294,443	707,423,766,408
5. Gross profit from sale of goods and rendering of services	20		240,386,527,904	195,548,858,076	240,386,527,904	195,548,858,076
6. Revenue from financial activities	21	VI.5	36,206,573,424	31,296,341,522	36,206,573,424	31,296,341,522
7. Financial expenses	22	VI.6	1,360,420,647	5,158,762,840	1,360,420,647	5,158,762,840
<i>In which: Interest expense</i>	23		-	-	-	-
8. Selling expenses	25	VI.7	192,353,652,728	144,840,582,619	192,353,652,728	144,840,582,619
9. Administrative expenses	26	VI.8	44,671,569,397	42,212,726,599	44,671,569,397	42,212,726,599
10. Net profit from operating activities	30		38,207,458,556	34,633,127,540	38,207,458,556	34,633,127,540
11. Other income	31	VI.9	1,762,355,864	1,866,626,148	1,762,355,864	1,866,626,148
12. Other expenses	32	VI.10	-	771,816	-	771,816
13. Other profit	40		1,762,355,864	1,865,854,332	1,762,355,864	1,865,854,332
14. Total profit before tax	50		39,969,814,420	36,498,981,872	39,969,814,420	36,498,981,872
15. Current corporate income tax expenses	51	VI.11	7,566,152,292	6,937,479,050	7,566,152,292	6,937,479,050
16. Deferred corporate income tax expenses	52		427,810,593	362,317,324	427,810,593	362,317,324
17. Profit after tax	60		31,975,851,535	29,199,185,498	31,975,851,535	29,199,185,498

Prepared by



Tran Quoc Viet

Ha Noi, 28 April 2025

Chief Accountant



Pham Thu Thuy

General Director



Ngô Que Lam



SEPARATE CASH FLOWS STATEMENT

(Under indirect method)

The first quarter of the fiscal year 2025

Unit: VND

Items	Code	Note	Accumulated from the beginning of the year to 31/03/2025	Accumulated from the beginning of the year to 31/03/2024
I. Cash flows from operating activities				
1. Profit before tax	01		39,969,814,420	36,498,981,872
2. Adjustments for				
- Depreciation	02		29,844,382,342	45,392,103,799
- Provisions	03		1,088,791,331	5,060,472,795
- Gains/losses from unrealised foreign exchange	04		-	-
- Gains/losses from investing activities	05		(35,933,253,790)	(31,147,198,149)
- Interest expenses	06		-	-
- Other adjustments	07		-	-
3. Profit from operating activities before changes in working capital	08		34,969,734,303	55,804,360,317
- Increase/Decrease in receivables	09		(144,642,634,812)	126,523,988,638
- Increase/Decrease in inventory	10		30,910,973,478	38,665,758,441
- Increase/Decrease in payables (excluding interest payables, business income tax payables)	11		(407,888,145,924)	(585,572,585,819)
- Increase/Decrease in prepaid expenses	12		7,822,987,875	7,932,324,987
- Increase/Decrease in trading securities	13		-	-
- Interest paid	14		-	-
- Business income tax paid	15		(53,304,293,789)	-
- Other receipts from operating activities	16		-	-
- Other expenses on operating activities	17		(23,522,522,988)	(22,043,538,581)
Net cash flows from operating activities	20		(555,653,901,857)	(378,689,692,017)
II. Cash flow from investing activities				
1. Purchase of fixed assets and other long-term assets	21		(469,996,000)	(5,052,804,984)
2. Proceeds from disposals of fixed assets and other long-term assets	22		-	-
3. Loans to other entities and purchase of debt instruments of other entities	23		(791,861,000,000)	(621,120,000,000)
4. Repayment from borrowers and proceeds from sales of debt instruments of other entities	24		769,720,000,000	462,105,000,000
5. Investments in other entities	25		-	-
6. Investment returns from other entities	26		-	-
7. Interest, dividends and profit received	27		33,287,708,737	17,395,892,581
Net cash from investing activities	30		10,676,712,737	(146,671,912,403)

HANOI BEER ALCOHOL AND BEVERAGE JOINT STOCK CORPORATION

Address: 183 Hoang Hoa Tham, Ngoc Ha Ward, Ba Dinh District, Ha Noi City

FINANCIAL STATEMENTS

Separate cash flows statement (continued)

Unit: VND

Items	Code	Note	Accumulated from the beginning of the year to 31/03/2025	Accumulated from the beginning of the year to 31/03/2024
III. Cash flows from financing activities				
1. Receipts from stocks issuing and captial contribution from equity owners	31		-	-
2. Fund returned to equity owners, issued stock redemption	32		-	-
3. Long-term and short-term borrowings received	33		-	-
4. Loan repayment	34		-	-
5. Finance lease principle paid	35		-	-
6. Dividends, profit paid to equity owners	36		-	(543,696,000)
<i>Net cash from financing activities</i>	<i>40</i>		-	<i>(543,696,000)</i>
Net cash during the year	50		(544,977,189,120)	(525,905,300,420)
Cash and cash equivalents at the beginning of year	60		646,361,710,800	784,624,181,965
Impact of foreign exchange fluctuation	61		-	-
Cash and cash equivalents at the end of year	70	V.1	101,384,521,680	258,718,881,545

Prepared by



Tran Quoc Viet

Ha Noi, 28 April 2025

Chief Accountant



Pham Thu Thuy

General Director




Ngo Que Lam

HANOI BEER ALCOHOL AND BEVERAGE JOINT STOCK CORPORATION

Address: 183 Hoang Hoa Tham, Ngoc Ha Ward, Ba Dinh District, Ha Noi City

FINANCIAL STATEMENTS

NOTES TO THE SEPARATE FINANCIAL STATEMENTS

The first quarter of the fiscal year 2025

I. BUSINESS HIGHLIGHTS

1. Form of ownership

Hanoi Beer Alcohol And Beverage Joint Stock Corporation, formerly known as Hanoi Beer - Alcohol - Beverage Corporation, was established under Decision No. 75/2003/QĐ-BCN dated May 6, 2003, of the Ministry of Industry (now the Ministry of Industry and Trade). The Corporation officially converted from a state-owned enterprise to a joint-stock company with the name Hanoi Beer Alcohol And Beverage Joint Stock Corporation under Decision No. 1863/QĐ-TTg dated December 28, 2007, and Decision No. 575/QĐ-TTg dated May 16, 2008, of the Prime Minister.

The Corporation operates under Business Registration Certificate No. 0103025268 issued by the Hanoi Department of Planning and Investment on June 16, 2008. The sixth amendment of the Enterprise Registration Certificate was made under No. 0101376672 on September 7, 2020.

The Corporation's head office is located at 183 Hoang Hoa Tham, Ngoc Ha Ward, Ba Dinh District, Ha Noi City.

2. Business sector

The business sector of the Corporation is production, trade, services

3. Business activities

The Corporation's main activities are: Production of beer and malt for brewing; Distilling, rectifying, and blending spirits; Production of non-alcoholic beverages and mineral water; Wholesale of beverages; Wholesale of rice, wheat, flour, and other cereals; Warehouse rental; Rental of machinery and equipment.

4. The cycle of the Company's business

The usual production and business cycle of the Corporation is carried out within a period not exceeding 12 months.

5. Company's structure

The number of employees of the Corporation as at 31 March 2025 was 515 (As at 31 December 2024 was 515).

HANOI BEER ALCOHOL AND BEVERAGE JOINT STOCK CORPORATION

Address: 183 Hoang Hoa Tham, Ngoc Ha Ward, Ba Dinh District, Ha Noi City

FINANCIAL STATEMENTS**Notes to the separate financial statements (continued)**

- As at 31 March 2025, the Corporation has the following subsidiaries:

Name of subsidiary	Business sector	Charter Capital	Ownership Percentage	Voting Rights Percentage
Habeco Commerce One Member Company Limited	Alcoholic beverage business	50,000,000,000	100%	100%
Ha Noi - Hai Duong Beer Joint Stock Company	Beer production	40,000,000,000	55.00%	55.00%
Ha Noi - Hai Phong Beer Joint Stock Company	Beer production	91,792,900,000	65.01%	65.01%
Ha Noi - Nam Dinh Beer Joint Stock Company	Beer production	20,000,000,000	51.00%	51.00%
Ha Noi - Thai Binh Beer Joint Stock Company	Beer production	76,912,260,000	66.31%	66.31%
Ha Noi - Thanh Hoa Beer Joint Stock Company	Beer production	114,245,700,000	55.00%	55.00%
Ha Noi - Quang Binh Beer Joint Stock Company	Beer production	58,000,000,000	62.05%	62.05%
Beer - Alcohol - Beverage Packaging Joint Stock Company	Bottle cap production	20,000,000,000	68.95%	68.95%
Hanoi Liquor And Beverage Joint Stock Company	Alcohol production	200,000,000,000	54.29%	54.29%
Hanoi Beer Trading Joint Stock Company	Alcoholic beverage business	31,230,000,000	60.00%	60.00%
Ha Noi - Quang Ninh Beer Alcohol And Beverage Joint Stock Company	Alcoholic beverage business	15,000,000,000	52.64%	52.64%
Hanoi Beer Alcohol Beverages Investment Development Joint Stock Company	Beer production	200,000,000,000	96.10%	96.10%
Ha Noi - Nghe An Beer Joint Stock Company	Beer production	180,000,000,000	51.00%	51.00%
Ha Noi - Quang Tri Beer Joint Stock Company	Beer production	110,000,000,000	98.56%	98.56%
Habeco - Hai Phong Joint Stock Company	Beer production	160,000,000,000	75.83%	80.75%
Ha Noi - Hong Ha Beer Joint Stock Company	Beer production	100,000,000,000	53.89%	53.89%

- As at 31 March 2025, the Corporation has the following associated companies:

Name of Associated Company	Business Sector	Charter Capital	Ownership Percentage	Voting Rights Percentage
Habeco - Kim Bai Joint Stock Company	Beer production	39,860,000,000	28.10%	28.10%
Habeco-Transportation Joint Stock Company	Transportation	25,000,000,000	28.00%	28.00%
Habeco Development Investment Joint Stock Company	Trade, Services	300,000,000,000	45.00%	45.00%
Harec Investment And Trade Joint Stock Company	Trade, Services	63,384,000,000	40.00%	40.00%

HANOI BEER ALCOHOL AND BEVERAGE JOINT STOCK CORPORATION

Address: 183 Hoang Hoa Tham, Ngoc Ha Ward, Ba Dinh District, Ha Noi City

FINANCIAL STATEMENTS**Notes to the separate financial statements (continued)**

San Miguel Yamamura Haiphong Glass Company Limited	Production and trade of Ceramics	160,772,505,787	27.21%	27.21%
Habeco Packaging Joint Stock Company	Packaging production	35,000,000,000	44.22%	44.22%

- As at 31 March 2025, the Corporation has the following affiliated units:

+ Branch of Hanoi Beer Alcohol And Beverage Corporation - Hanoi Me Linh Brewery at Tien Phong Commune, Me Linh District, Hanoi City;

+ Branch of Hanoi Beer Alcohol And Beverage Corporation - Hanoi Hoang Hoa Tham Brewery at 183 Hoang Hoa Tham Street, Ngoc Ha Ward, Ba Dinh District, Hanoi City.

6. Declaration on the comparability of information on the separate financial statements

During the period, the Corporation made no changes to its accounting policies compared to the previous year, thus there is no impact on the comparability of the information in the separate financial statements

II. FISCAL YEAR AND STANDARD CURRENCY UNIT USED IN ACCOUNTING**1. Fiscal year**

Fiscal year of the Corporation is from 1 January to 31 December annually.

2. Standard currency unit used in accounting

The standard currency unit used in accounting is Vietnam dong (VND).

III. ACCOUNTING STANDARDS AND SYSTEM APPLIED**1. Accounting system**

The Corporation applies the Vietnamese Accounting System issued under Circular No. 200/2014/TT-BTC ("Circular 200"), which provides guidance on Accounting System for enterprises issued by the Ministry of Finance on December 22, 2014, and Circular No. 53/2016/TT-BTC dated March 21, 2016, amending and supplementing Circular No. 200/2014/TT-BTC, also issued by the Ministry of Finance.

2. Statement on the compliance with the accounting standards and system

The Corporation has applied the Vietnamese Accounting Standards and the related guiding documents issued by the State. The separate financial statements have been prepared and presented in full compliance with all provisions of each standard, the circulars guiding the implementation of the standards, and the current Vietnamese Accounting System.

IV. ACCOUNTING POLICIES APPLIED**1. Foreign currency transactions**

Foreign currency transactions arising are converted at the exchange rate on the transaction date. The balances of monetary items with foreign currency origins at the end of the period are converted at the exchange rate on this date.

The exchange rate used to convert foreign currency transactions is the actual exchange rate at the time the transaction arises. The actual exchange rate for foreign currency transactions is determined as follows:

- The actual transaction rate for foreign currency purchases and sales (spot foreign exchange contracts, forward contracts, futures contracts, options contracts, swap contracts): The contract rate specified in the foreign currency purchase and sale contract between the Corporation and the bank.

HANOI BEER ALCOHOL AND BEVERAGE JOINT STOCK CORPORATION

Address: 183 Hoang Hoa Tham, Ngoc Ha Ward, Ba Dinh District, Ha Noi City

FINANCIAL STATEMENTS

Notes to the separate financial statements (continued)

- In case the contract does not specify the payment rate:

+ For receivables: The buying rate of the commercial bank where the enterprise designates the customer to make payment at the time the transaction arises.

+ For payables: The selling rate of the commercial bank where the enterprise plans to trade at the time the transaction arises.

+ For asset purchases or expenses paid immediately in foreign currency (not through accounts payable): The buying rate of the commercial bank where the enterprise makes the payment.

The exchange rate used to revalue the balances of items with foreign currency origins at the end of the period is determined based on the following principles:

+ For foreign currency deposits in the bank: The buying rate of the bank where the enterprise opens the foreign currency account.

+ For monetary items with foreign currency origins classified as other assets: The foreign currency buying rate of the commercial bank where the enterprise frequently transacts at the time of preparing the separate financial statements.

Foreign exchange differences arising in the year from foreign currency transactions are recognized in financial income or financial expenses. The exchange rate difference due to the revaluation of monetary item balances at the end of the year, after offsetting increases and decreases in differences, is accounted for in financial income or financial expenses.

2. Principles to determine cash and cash equivalents

Cash includes cash at the fund, demand deposits in bank, monetary gold used with value storage functions, excluding gold classified as inventory used for the purpose of raw materials, materials to manufacture products or goods for sale.

Cash equivalents are short-term investments with a maturity of no more than 3 months from the date of purchase, easily convertible into a specified amount of money and without much risk in conversion into money.

3. Accounting principles for financial investments

a) Held-to-maturity investments

Held-to-maturity investments include investments that the Corporation intends and is able to hold until maturity. These investments comprise: fixed-term bank deposits (including treasury bills and promissory notes), bonds, preferred shares where the issuer is obligated to repurchase them at a specified future date, loans held to maturity for the purpose of earning periodic interest, and other held-to-maturity investments.

Held-to-maturity investments are recognized starting from the purchase date and initially measured at purchase cost, including any transaction-related costs. Interest income from held-to-maturity investments after the purchase date is recognized in the separate income statement on an accrual basis. Interest accrued prior to the Corporation's holding of the investment is deducted from the principal at the time of purchase.

A provision for impairment of held-to-maturity investments is made when there is clear evidence showing that part or all of the investment may not be recoverable. This provision is recognized as a financial expense during the period.

b) Investments in subsidiaries, joint ventures, and associates

Investments in subsidiaries are accounted for using the cost method. Net profits distributed by the subsidiary arising after the investment date are recognized in the separate income statement. Other distributions (apart from net profits) are considered as a recovery of investments and are recorded as a reduction in the carrying amount of the investment.

HANOI BEER ALCOHOL AND BEVERAGE JOINT STOCK CORPORATION

Address: 183 Hoang Hoa Tham, Ngoc Ha Ward, Ba Dinh District, Ha Noi City

FINANCIAL STATEMENTS

Notes to the separate financial statements (continued)

An associate company is a company over which the Corporation has significant influence, but it is neither a subsidiary nor a joint venture of the Corporation. Significant influence is the right to participate in decisions regarding the financial and operating policies of the investee without control or joint control over those policies.

c) **Investment in equity instruments of other entities**

Investments in equity instruments of other entities represent equity investments where the Corporation does not have control, joint control, or significant influence over the investee.

Investments in equity instruments of other entities are recorded at their original cost, less any provision for impairment of investments.

d) **Provisions for impairment of investments in subsidiaries, associates, and equity contributions to other entities**

Provisions for impairment of investments are made when there is clear evidence indicating a decline in the value of these investments at the end of the accounting period in which the separate financial statements are prepared.

Any increase or decrease in the provision for investment impairment is recognized in financial expenses.

4. **Principles of recognizing trade receivables and other receivables**

Receivables are presented at their carrying amount, net of any provision for doubtful debts.

The classification of receivables as trade receivables or other receivables is based on the following principles:

- Trade receivables represent amounts arising from commercial transactions, including amounts receivable from consigned export sales on behalf of other entities.
- Other receivables refer to non-commercial amounts that are not related to purchase and sale transactions.

The provision for doubtful debts reflects the estimated value of receivables that the Corporation anticipates may be lost or unrecoverable as of the end of the accounting period. Any increase or decrease in the balance of the provision account is recorded as administrative expenses in the separate income statement.

Receivables are categorized as short-term or long-term based on their remaining maturity periods.

5. **Principles for inventory recognition**

Inventories are recognized at the lower of cost and net realizable value.

The cost of inventories is determined as follows:

- Raw materials and merchandise: Includes purchase costs and other direct costs incurred to bring the inventories to their current location and condition.
- Finished goods: Includes the main raw material costs, direct labor costs, and related general manufacturing costs allocated based on normal operating levels.
- Work in progress: Includes main raw material costs, direct labor costs, and general manufacturing costs.

Net realizable value is the estimated selling price of inventories at the end of the period minus the estimated costs to complete and sell them.

The cost of inventories is calculated using the weighted average method and is accounted for on a perpetual basis.

Provisions for inventory devaluation are made for each inventory item whose original cost

HANOI BEER ALCOHOL AND BEVERAGE JOINT STOCK CORPORATION

Address: 183 Hoang Hoa Tham, Ngoc Ha Ward, Ba Dinh District, Ha Noi City

FINANCIAL STATEMENTS**Notes to the separate financial statements (continued)**

exceeds its net realizable value. For unfinished services, provisions are calculated for each type of service with distinct pricing. Any increase or decrease in the balance of the provision for inventory devaluation that needs to be made as of the end of the financial year is recognized in the cost of goods sold.

6. Principles for the recognition and depreciation of tangible and intangible fixed assets

Fixed assets are presented at historical cost less accumulated depreciation. The historical cost of fixed assets includes all costs incurred by the enterprise to acquire the fixed assets until they are in a condition ready for use. Subsequent expenditures are only added to the historical cost of fixed assets if these expenditures certainly increase the future economic benefits from using the asset. Expenditures that do not meet this condition are recognized as production and business expenses in the period.

When fixed assets are sold or disposed of, the historical cost and accumulated depreciation are written off, and any gains or losses arising from the disposal are recognized in income or expenses for the year.

Depreciation of assets is calculated using the straight-line method. The estimated depreciation periods are as follows

Type of asset	Depreciation period (years)	
	Current period	Previous period
Buildings and structures	05 – 25	05 – 25
Machinery and equipment	03 – 15	03 – 15
Transportation means	06 – 10	06 – 10
Management tools	03 – 08	03 – 08
Other fixed assets	03 – 05	03 – 05
Brand	04	04
Computer software	03 – 08	03 – 08

The historical cost of fixed assets and the depreciation period are determined in accordance with Circular No. 45/2013/TT-BTC dated April 25, 2013, issued by the Ministry of Finance, providing guidance on the management, use, and depreciation of fixed assets, and other relevant regulations.

7. Principles for the recognition and allocation of prepaid expenses

Prepaid expenses related only to production and business costs within the year are recognized as short-term prepaid expenses and allocated to production and business expenses of the same year.

The calculation and allocation of long-term prepaid expenses to production and business costs for each accounting period are based on the nature and magnitude of each type of expense to select a reasonable allocation method and basis. Prepaid expenses are gradually allocated to production and business expenses using the straight-line method.

8. Principles for the accounting of business cooperation contracts

Joint venture capital contributions are agreements based on contracts under which the Corporation and participating parties undertake economic activities under joint control. Joint control refers to the requirement that strategic decisions concerning the financial and operating policies of the joint venture entity must be unanimously agreed upon by all joint controlling parties.

In cases where a member company directly engages in business operations as per the joint venture agreements, the capital contributions to jointly controlled assets and any shared liabilities incurred with other joint venture partners from the operations of the joint venture are accounted for in the Corporation's separate financial statements and classified based on the nature of the arising economic transactions. Liabilities and costs directly related to the capital contributions in jointly controlled assets are accounted for on an accrual basis. Income from the sale or use of product shares distributed from joint venture operations, as well as the related costs incurred, is recognized

HANOI BEER ALCOHOL AND BEVERAGE JOINT STOCK CORPORATION

Address: 183 Hoang Hoa Tham, Ngoc Ha Ward, Ba Dinh District, Ha Noi City

FINANCIAL STATEMENTS

Notes to the separate financial statements (continued)

when it is certain that economic benefits from these transactions will be received by or distributed from the Corporation, and such benefits can be measured reliably.

Joint venture agreements involving the establishment of an independent business entity with joint venture partners are referred to as jointly controlled business entities.

9. Principles for the recognition of liabilities and accrued expenses

Liabilities and accrued expenses are recognized for amounts payable in the future related to goods and services received. Accrued expenses are recognized based on reasonable estimates of the amount payable.

The classification of liabilities into trade payables and other payables is performed according to the following principles:

- Trade payables reflect the amounts payable of a commercial nature arising from transactions of purchasing goods, services, assets, and the seller is an independent entity from the Corporation, including amounts payable upon import through a trustee.
- Accrued expenses reflect the amounts payable for goods and services received from the seller or provided to the buyer but not yet paid due to the absence of invoices or incomplete accounting documents, and amounts payable to employees for vacation wages, production, and business expenses to be accrued.
- Other payables reflect the amounts payable that are not of a commercial nature, not related to the transactions of buying, selling, or providing goods and services.

10. Principles of recognizing owners' equity

Owner's contributed capital

Owner's contributed capital is recognized based on the actual contributed capital of the shareholders.

Other owner's equity

Other capital is formed from additional business results, revaluation of assets, and the remaining value between the fair value of donated, gifted, or sponsored assets after deducting any applicable taxes (if any) related to these assets.

Profit distribution

Profit after corporate income tax is distributed to shareholders after appropriations to funds as per the Corporation Charter and legal regulations, and as approved by the General Meeting of Shareholders.

The distribution of profits to shareholders considers non-monetary items within undistributed post-tax profits that may affect cash flows and the ability to pay dividends, such as gains from revaluation of contributed assets, revaluation gains from monetary items, financial instruments, and other non-monetary items.

Dividends payable to shareholders are recognized as liabilities in the Corporation's consolidated balance sheet following the resolution of the Annual General Meeting of Shareholders, the resolution of the Board of Directors, and the establishment of the record date for dividend entitlement by the Central securities depository.

Other funds

Other funds are established and utilized in accordance with the Corporation's Charter and the resolutions approved annually by the General Meeting of Shareholders.

HANOI BEER ALCOHOL AND BEVERAGE JOINT STOCK CORPORATION

Address: 183 Hoang Hoa Tham, Ngoc Ha Ward, Ba Dinh District, Ha Noi City

FINANCIAL STATEMENTS

Notes to the separate financial statements (continued)

11. Principles for the recognition of revenue and income

Revenue is recognized when the Corporation is likely to receive economic benefits that can be reliably measured. Revenue is determined at the fair value of the amounts received or to be received, after deducting trade discounts, sales returns, and allowances. The following specific conditions must also be satisfied before revenue is recognized

Revenue from sales of goods and finished products

Revenue from the sale of goods and finished products is recognized when all of the following conditions are satisfied:

- The significant risks and rewards of ownership of the goods have been transferred to the buyer;
- The company no longer retains managerial involvement to the degree usually associated with ownership, nor does it have effective control over the goods sold;
- The revenue can be measured reliably. If the contract allows the buyer to return the goods under specific conditions, revenue is only recognized when those conditions no longer exist and the buyer no longer has the right to return the goods (except in cases where the customer may exchange the goods for other goods or services);
- It is probable that the economic benefits associated with the transaction will flow to the company;
- The costs incurred or to be incurred in respect of the transaction can be measured reliably.

Service revenue

Revenue from rendering of services is recognized when the outcome of the transaction can be measured reliably. When services are rendered over multiple accounting periods, revenue is recognized by reference to the stage of completion at the end of the reporting period, in accordance with the percentage-of-completion method. The outcome of a service transaction can be measured reliably when all of the following criteria are met:

- The amount of revenue can be measured reliably. If the contract grants the customer the right to return the service under specific conditions, revenue is recognized only when such conditions no longer exist and the customer no longer has the right to return the service;
- It is probable that the economic benefits associated with the transaction will flow to the entity;
- The stage of completion of the transaction at the reporting date can be measured reliably;
- The costs incurred for the transaction and the costs to complete the transaction can be measured reliably

Interest income

Interest income is recognized on an accrual basis and is determined based on the balance of deposit accounts and the actual interest rates for each period.

Dividends and profits received

Dividends and profits are recognized when the Corporation becomes entitled to receive them from its investment. Dividends received in the form of shares are only monitored as an increase in the number of shares and are not recognized for their value.

Revenue deductions

This category reflects adjustments reducing sales revenue and service revenue incurred during the year, including trade discounts, sales returns, and allowances. It does not reflect taxes deducted from revenue, such as output VAT calculated using the direct method.

Revenue adjustments are conducted as follows:

HANOI BEER ALCOHOL AND BEVERAGE JOINT STOCK CORPORATION

Address: 183 Hoang Hoa Tham, Ngoc Ha Ward, Ba Dinh District, Ha Noi City

FINANCIAL STATEMENTS

Notes to the separate financial statements (continued)

- Trade discounts, sales returns, and allowances incurred in the same period as the consumption of products, goods, and services are deducted from the revenue of that period;

- For products, goods, and services sold in prior years, if trade discounts, sales returns, or allowances occur in subsequent periods, the revenue reduction is recorded according to the following principles:

+ If the adjustments occur after the consumption of products, goods, and services in prior years but before the issuance of the separate financial statements, these adjustments are treated as post-balance sheet events requiring adjustment. They are recorded as revenue reductions in the separate financial statements of the reporting period (prior year).

+ If the adjustments occur after the issuance of the separate financial statements, the revenue reduction is recorded in the reporting period during which the event occurs (current period).

12. Principles for the recognition of cost of goods sold

Cost of goods sold is recognized in accordance with the revenue recorded during the period and in compliance with the principle of prudence.

In cases where direct material costs are abnormally high, or where labor and manufacturing overhead costs are not allocated to the cost of inventories, such costs are expensed directly to cost of goods sold (net of any recoveries or compensations, if applicable), even if the related products or goods have not yet been recognized as sold.

Provision for inventory write-downs is included in cost of goods sold and is determined based on the quantity of inventories on hand and the difference between net realizable value and original cost, where the net realizable value is lower. When assessing the amount of inventory to be written down, inventories that are subject to confirmed sales contracts—where the net realizable value is not lower than the carrying amount—are excluded, provided there is sufficient evidence that the customer is committed to fulfilling the contract and will not withdraw.

13. Principles for the recognition of financial expenses

Financial expenses include costs or losses related to financial activities, such as: Costs or losses from financial investments, borrowing and lending costs, expenses from contributions to joint ventures or associates, losses from the transfer of short-term securities, expenses incurred from securities trading transactions, provisions for devaluation of trading securities, provisions for losses from investments in other entities, losses from foreign currency sales, and exchange rate losses.

14. Principles for the recognition of selling expenses and administrative expenses

Sale expenses reflect the actual costs incurred in the process of selling products or goods or providing services, including the costs of offering goods, introducing products, advertising products, sales commissions, expenses for product and goods warranty (except for construction activities), expenses for preservation, packing and transportation.

Management expenses reflect general management expenses of the enterprise, including expenses for salaries of employees of the enterprise management sections (salaries, wages, allowances ...); social insurance, health insurance, trade union funds, unemployment insurance of enterprise managers; expenses for office materials, labor tools, depreciation of fixed assets used for enterprise management; land rent, excise tax; provision for bad debts; Outbound services (electricity, water, telephone, fax, property insurance, fire and explosion); Other monetary expenses (guest reception, customer conference ...).

15. Principles and methods for recognizing corporate income tax expenses

Corporate income tax expenses recorded in the income statement include current corporate income tax expenses and deferred corporate income tax expenses.

HANOI BEER ALCOHOL AND BEVERAGE JOINT STOCK CORPORATION

Address: 183 Hoang Hoa Tham, Ngoc Ha Ward, Ba Dinh District, Ha Noi City

FINANCIAL STATEMENTS

Notes to the separate financial statements (continued)

Current corporate income tax expenses are determined based on taxable income and the corporate income tax rate applicable for the current year.

Deferred corporate income tax expenses are determined based on temporary differences between tax and accounting, non-deductible expenses, adjustments for non-taxable income, and carried-forward losses.

16. Segment reporting

Segment reporting include a business segment or a geographical segment.

A business segment is a distinguishable component of an enterprise that is engaged in providing an individual product or service or a group of related products or services and that is subject to risks and returns that are different from those of other business segments.

A geographical segment is a distinguishable component of an enterprise that is engaged in providing products or services within a particular economic environment and that is subject to risks and returns that are different from those of components operating in other economic environments.

17. Financial instruments

Initial recognition

Financial Assets: On the initial recognition date, financial assets are recorded at cost, including directly attributable transaction costs related to the acquisition of the financial assets. The Corporation's financial assets include cash and cash equivalents, short-term receivables, other receivables, and held-to-maturity investments.

Financial Liabilities: On the initial recognition date, financial liabilities are recorded at cost, net of directly attributable transaction costs related to the issuance of those financial liabilities. The Corporation's financial liabilities include payables to suppliers, other payables, accrued expenses, and borrowings.

Subsequent measurement

Currently, there are no regulations on the revaluation of financial instruments after initial recognition.

18. Related parties

Parties are considered a related party of the Corporation if one party has the ability to control the other party or otherwise significantly influence the other party in making financial decisions and operate, or when the Corporation and the other party jointly or severally control.

In considering related parties relationship, the nature of relationship is focused more than the legal form.

Transactions with related parties during the year are presented in Note VII.2.

V. ADDITIONAL INFORMATION FOR ITEMS PRESENTED IN THE SEPARATE BALANCE SHEET

1. Cash and cash equivalents

	Ending balance VND	Beginning balance VND
Cash in banks	-	412,431,710,800
Cash equivalents (original term deposits up to 3 months)	101,384,521,680	233,930,000,000
Total	101,384,521,680	646,361,710,800

HANOI BEER ALCOHOL AND BEVERAGE JOINT STOCK CORPORATION
Address: 183 Hoang Hoa Tham, Ngoc Ha Ward, Ba Dinh District, Ha Noi City
FINANCIAL STATEMENTS

Notes to the separate financial statements (continued)

2. Financial investments

a) Held-to-maturity investments

Objects	Ending balance		Beginning balance		Unit: VND
	Cost	Book value	Cost	Book value	
- Short-term					
+ Fixed-term deposits with original terms from over 3 months to 12 months (*)	2,845,727,200,000	2,845,727,200,000	2,623,586,200,000	2,623,586,200,000	
	2,845,727,200,000	2,845,727,200,000	2,623,586,200,000	2,623,586,200,000	
- Long-term					
+ Fixed-term deposits with original terms over 12 months	-	-	200,000,000,000	200,000,000,000	
	-	-	200,000,000,000	200,000,000,000	
Total	2,845,727,200,000	2,845,727,200,000	2,823,586,200,000	2,823,586,200,000	

(*) **Note:** As at 31 March 2025, the total balance of term deposits pledged at the bank amounted to VND 352,200,000, serving as collateral for the issuance of performance guarantees.

HANOI BEER ALCOHOL AND BEVERAGE JOINT STOCK CORPORATION
Address: 183 Hoang Hoa Tham, Ngoc Ha Ward, Ba Dinh District, Ha Noi City
FINANCIAL STATEMENTS

Notes to the separate financial statements (continued)

b. Investments in Subsidiaries

Objects	Ending balance		Beginning balance	
	Ownership Percentage	Value (VND)	Ownership Percentage	Value (VND)
Habeco Commerce One Member Company Limited	100.00%	50,000,000,000	100.00%	50,000,000,000
Ha Noi - Hai Duong Beer Joint Stock Company	55.00%	30,631,673,095	55.00%	30,631,673,095
Ha Noi - Hai Phong Beer Joint Stock Company	65.01%	82,343,478,402	65.01%	82,343,478,402
Ha Noi - Nam Dinh Beer Joint Stock Company	51.00%	10,200,000,000	51.00%	10,200,000,000
Ha Noi - Thai Binh Beer Joint Stock Company	66.31%	56,448,402,482	66.31%	56,448,402,482
Ha Noi - Thanh Hoa Beer Joint Stock Company	55.00%	82,689,355,104	55.00%	82,689,355,104
Ha Noi - Quang Binh Beer Joint Stock Company	62.05%	37,666,057,755	62.05%	37,666,057,755
Beer - Alcohol - Beverage Packaging Joint Stock Company	68.95%	14,487,313,191	68.95%	14,487,313,191
Hanoi Liquor And Beverage Joint Stock Company	54.29%	143,696,608,717	54.29%	143,696,608,717
Hanoi Beer Trading Joint Stock Company	60.00%	22,977,925,427	60.00%	22,977,925,427
Ha Noi - Quang Ninh Beer Alcohol And Beverage Joint Stock Company	52.64%	8,673,477,197	52.64%	8,673,477,197
Hanoi Beer Alcohol Beverages Investment Development Joint Stock Company	96.10%	223,535,805,853	96.10%	223,535,805,853
Ha Noi - Nghe An Beer Joint Stock Company	51.00%	91,800,000,000	51.00%	91,800,000,000
Ha Noi - Quang Tri Beer Joint Stock Company	98.56%	106,581,700,000	98.56%	106,581,700,000
Habeco - Hai Phong Joint Stock Company	75.83%	106,709,356,000	75.83%	106,709,356,000
Ha Noi - Hong Ha Beer Joint Stock Company	53.89%	53,885,000,000	53.89%	53,885,000,000
Total		1,122,326,153,223		1,122,326,153,223
Provision for impairment of investments in subsidiaries		21,252,711,423		20,312,410,830
Net value		1,101,073,441,800		1,102,013,742,393

(*) Note: The voting rights percentage of the Corporation in its subsidiaries is equivalent to the ownership percentage in these companies. The voting rights percentage of the Corporation in Habeco - Hai Phong Joint Stock Company is 80.75%.

HANOI BEER ALCOHOL AND BEVERAGE JOINT STOCK CORPORATION

Address: 183 Hoang Hoa Tham, Ngoc Ha Ward, Ba Dinh District, Ha Noi City

FINANCIAL STATEMENTS

Notes to the separate financial statements (continued)

c. Investments in associates and joint ventures

Objects	Ending balance		Beginning balance	
	Ownership Percentage	Value (VND)	Ownership Percentage	Value (VND)
Habeco – Kim Bai Joint Stock Company	28.10%	11,200,000,000	28.10%	11,200,000,000
Habeco-Transportation Joint Stock Company	28.00%	8,304,865,190	28.00%	8,304,865,190
Habeco Development Investment Joint Stock Company	45.00%	16,478,300,000	45.00%	16,478,300,000
Harec Investment And Trade Joint Stock Company	40.00%	27,305,100,155	40.00%	27,305,100,155
San Miguel Yamamura Haiphong Glass Company Limited	27.21%	52,605,154,819	27.21%	52,605,154,819
Habeco Packaging Joint Stock Company	44.22%	15,476,000,000	44.22%	15,476,000,000
Total		131,369,420,164		131,369,420,164
Provision for impairment of investments in associates and joint ventures		416,730,044		268,239,306
Net value		130,952,690,120		131,101,180,858

(*) Note: The voting rights percentage of the Corporation in joint venture and associate companies is equivalent to the ownership percentage in these companies.

HANOI BEER ALCOHOL AND BEVERAGE JOINT STOCK CORPORATION
Address: 183 Hoang Hoa Tham, Ngoc Ha Ward, Ba Dinh District, Ha Noi City
FINANCIAL STATEMENTS

Notes to the separate financial statements (continued)

d. Investments in other entities

Objects	Ending balance		Beginning balance	
	Ownership Percentage	Value (VND)	Ownership Percentage	Value (VND)
Lilama Land Corporation	15.52%	16,250,000,000	15.52%	16,250,000,000
Industrial University Of Vinh	3.58%	5,000,000,000	3.58%	5,000,000,000
Vinaceglass Joint Stock Company	6.00%	12,000,000,000	6.00%	12,000,000,000
Ha Noi - Hung Yen Trading Beer Joint Stock Company 89	5.00%	3,000,000,000	5.00%	3,000,000,000
Total		36,250,000,000		36,250,000,000
Provision for impairment of investments in other entities		2,712,958,040		2,712,958,040
Net value		33,537,041,960		33,537,041,960

(*) Note: The voting rights percentage of the Corporation in other entities is equivalent to the ownership percentage in these companies. The voting rights percentage of the Corporation in Ha Noi - Hung Yen Trading Beer Joint Stock Company 89 is 17.5%.

HANOI BEER ALCOHOL AND BEVERAGE JOINT STOCK CORPORATION

Address: 183 Hoang Hoa Tham, Ngoc Ha Ward, Ba Dinh District, Ha Noi City

FINANCIAL STATEMENTS**Notes to the separate financial statements (continued)****3. Trade receivables**

	Ending balance VND	Beginning balance VND
a) Short-term	230,150,779,146	70,105,789,058
Habeco Commerce One Member Company Limited	181,977,215,121	26,127,745,020
Hanoi Beer Alcohol Beverages Investment Development Joint Stock Company	245,723,622	525,950,755
Ha Noi - Quang Tri Beer Joint Stock Company	-	10,598,370
Ha Noi - Thai Binh Beer Joint Stock Company	4,366,000,493	2,898,069,760
Habeco Central Trading One Member Company Limited	30,383,639,384	4,861,619,557
Habeco - Hai Phong Joint Stock Company	6,245,091,954	25,315,317,861
Other trade receivables	6,933,108,572	10,366,487,735
b) Long-term	-	-
Total	230,150,779,146	70,105,789,058

c) Trade receivables from related parties: Refer to note VII.2.

4. Other receivables

	Ending balance VND	Beginning balance VND
a) Short-term	75,442,520,442	70,100,617,036
Advances	2,208,500,000	-
Interest receivables from deposits and loans	56,407,285,548	53,761,740,495
Interest receivables from loans to Viet My dairy joint Stock company	834,570,285	834,570,285
Representative office of kroenes in Hanoi	9,182,856,480	9,182,856,480
Other receivables	6,809,308,129	6,321,449,776
b) Long-term	-	-
Total	75,442,520,442	70,100,617,036

c) Other receivables from related parties: Refer to note VII.2.

HANOI BEER ALCOHOL AND BEVERAGE JOINT STOCK CORPORATION
Address: 183 Hoang Hoa Tham, Ngoc Ha Ward, Ba Dinh District, Ha Noi City
FINANCIAL STATEMENTS

Notes to the separate financial statements (continued)

5. Bad debts

	Ending balance		Beginning balance		Unit: VND
	Cost	Provision	Cost	Provision	
BYD Vietnam Construction Joint Stock Company	1,702,148,115	1,702,148,115	1,702,148,115	1,702,148,115	
Viet My dairy joint Stock company	834,570,285	834,570,285	834,570,285	834,570,285	
Lilama Hanoi Joint Stock Company	601,913,468	601,913,468	601,913,468	601,913,468	
27/7 Severely Wounded Veterans Cooperative	1,677,613,000	1,677,613,000	1,677,613,000	1,677,613,000	
Other Entities	970,484,679	970,484,679	970,484,679	970,484,679	
Total	5,786,729,547	5,786,729,547	5,786,729,547	5,786,729,547	

6. Inventory

	Ending balance		Beginning balance		Unit: VND
	Cost	Provision	Cost	Provision	
Purchased goods in transit	-	-	257,660,000	-	
Raw materials	85,217,353,351	-	86,511,326,171	-	
Tools and equipment	59,586,206,652	579,179,690	59,225,311,033	579,179,690	
Work in progress	31,387,313,902	-	37,539,699,896	-	
Finished products	57,215,447,167	-	67,798,446,108	-	
Goods	4,415,709,140	-	17,400,560,482	-	
Total	237,822,030,212	579,179,690	268,733,003,690	579,179,690	

HANOI BEER ALCOHOL AND BEVERAGE JOINT STOCK CORPORATION
Address: 183 Hoang Hoa Tham, Ngoc Ha Ward, Ba Dinh District, Ha Noi City
FINANCIAL STATEMENTS
Notes to the separate financial statements (continued)

7. Long-term assets in progress		Unit: VND				
Construction in progress						
		Beginning balance	Costs incurred during the period	Transferred to fixed assets during the period	Other transfers out	Ending balance
ERP project		5,206,809,953	-	-	-	5,206,809,953
Cost of repairing the office on the first floor of The Corporation's auditorium.		3,105,242,629	-	-	-	3,105,242,629
Other construction in progress costs		295,144,022	-	-	-	295,144,022
Total		8,607,196,604	-	-	-	8,607,196,604

HANOI BEER ALCOHOL AND BEVERAGE JOINT STOCK CORPORATION
Address: 183 Hoang Hoa Tham, Ngoc Ha Ward, Ba Dinh District, Ha Noi City
FINANCIAL STATEMENTS
Notes to the separate financial statements (continued)

8. Increases and decreases in tangible fixed assets

	Buildings and structures	Machinery, equipment	Transportation means	Management tools and equipment	Other fixed assets	Total
<i>Unit: VND</i>						
<i>Cost</i>						
Opening balance	885,955,859,831	2,967,197,960,680	46,557,667,851	92,196,580,517	11,183,474,130	4,003,091,543,009
Increase	-	229,996,000	-	-	-	229,996,000
- New purchases	-	229,996,000	-	-	-	229,996,000
Decrease	-	-	-	-	-	-
Closing balance	885,955,859,831	2,967,427,956,680	46,557,667,851	92,196,580,517	11,183,474,130	4,003,321,539,009
<i>Accumulated depreciation</i>						
Opening balance	666,994,101,509	2,743,792,241,239	39,390,757,651	83,273,047,287	8,663,165,282	3,542,113,312,968
Increase	9,441,796,282	17,568,660,315	507,235,592	837,768,534	206,950,832	28,562,411,555
Decrease	-	-	-	-	-	-
Closing balance	676,435,897,791	2,761,360,901,554	39,897,993,243	84,110,815,821	8,870,116,114	3,570,675,724,523
<i>Net book value</i>						
Opening balance	218,961,758,322	223,405,719,441	7,166,910,200	8,923,533,230	2,520,308,848	460,978,230,041
Closing balance	209,519,962,040	206,067,055,126	6,659,674,608	8,085,764,696	2,313,358,016	432,645,814,486

*** Note:**

- The original cost of fully depreciated tangible fixed assets still in use at the end of the period is: 2,050,406,017,118 VND.
- The remaining value at the end of the period of tangible fixed assets used as collateral to secure loans: 0 VND.

HANOI BEER ALCOHOL AND BEVERAGE JOINT STOCK CORPORATION

Address: 183 Hoang Hoa Tham, Ngoc Ha Ward, Ba Dinh District, Ha Noi City

FINANCIAL STATEMENTS**Notes to the separate financial statements (continued)****9. Increases and decreases in intangible fixed assets**

Unit: VND

	Brand	Computer software	Total
Cost			
Opening balance	332,763,757	75,885,859,262	76,218,623,019
Increase	-	240,000,000	240,000,000
Decrease	-	-	-
Closing balance	332,763,757	76,125,859,262	76,458,623,019
Accumulated depreciation			
Opening balance	332,763,757	57,749,358,265	58,082,122,022
Increase	-	1,281,970,787	1,281,970,787
Decrease	-	-	-
Closing balance	332,763,757	59,031,329,052	59,364,092,809
Net book value			
Opening balance	-	18,136,500,997	18,136,500,997
Closing balance	-	17,094,530,210	17,094,530,210

*** Note:**

- The original cost of fully depreciated intangible fixed assets still in use at the end of the period is: 40,176,406,530 VND.

- The remaining value at the end of the period of intangible fixed assets used as collateral to secure loans: 0 VND.

10. Prepaid expenses

	Ending balance VND	Beginning balance VND
a) Short-term	11,264,447,501	15,245,217,632
Insurance costs	926,536,147	1,487,794,079
Advertising materials costs	2,043,082,773	2,638,983,439
Cost of repairing assets and replacement parts	8,294,828,581	11,118,440,114
b) Long-term	40,857,464,915	44,699,682,659
Bottle and crate costs	21,451,589,889	24,798,877,413
Land and warehouse rental costs	18,688,290,149	18,830,692,185
Other long-term prepaid expenses	717,584,877	1,070,113,061
Total	52,121,912,416	59,944,900,291

11. Deferred income tax assets

	Ending balance VND	Beginning balance VND
Deferred income tax assets related to deductible temporary differences	928,205,234	1,356,015,827
Total	928,205,234	1,356,015,827

HANOI BEER ALCOHOL AND BEVERAGE JOINT STOCK CORPORATION
Address: 183 Hoang Hoa Tham, Ngoc Ha Ward, Ba Dinh District, Ha Noi City
FINANCIAL STATEMENTS

Notes to the separate financial statements (continued)

12. Short-term trade payables

	Ending balance		Beginning balance		Unit: VND
	Value	Afford to pay	Value	Afford to pay	
a) Short-term					
Ha Noi - Thai Binh Beer Joint Stock Company	440,613,931,323	440,613,931,323	976,671,316,431	976,671,316,431	
Ha Noi - Thanh Hoa Beer Joint Stock Company	423,422,285	423,422,285	-	-	
Crown Beverage Cans Hanoi Limited	3,734,092,282	3,734,092,282	4,228,111,838	4,228,111,838	
Hong Phat Services Transport And Trading Investment Company Limited	15,149,852,466	15,149,852,466	22,489,710,080	22,489,710,080	
Thai Tan Trading Transport Company Limited	324,025,888	324,025,888	2,714,480,970	2,714,480,970	
Habeco-Transportation Joint Stock Company	15,703,035,165	15,703,035,165	18,889,026,956	18,889,026,956	
Hanoi Beer Alcohol Beverages Investment Development Joint Stock Company	1,047,657,747	1,047,657,747	8,032,445,316	8,032,445,316	
Ha Noi - Nghe An Beer Joint Stock Company	22,967,115,325	22,967,115,325	120,141,600,824	120,141,600,824	
Habeco - Hai Phong Joint Stock Company	14,052,320,072	14,052,320,072	50,932,677,645	50,932,677,645	
Habeco Packaging Joint Stock Company	16,067,620,800	16,067,620,800	58,765,756,411	58,765,756,411	
Ha Noi - Quang Tri Beer Joint Stock Company	5,966,309,936	5,966,309,936	14,191,151,735	14,191,151,735	
Ha Noi - Quang Binh Beer Joint Stock Company	12,843,769,887	12,843,769,887	24,620,845,645	24,620,845,645	
Beer - Alcohol - Beverage Packaging Joint Stock Company	2,764,290,711	2,764,290,711	13,205,957,047	13,205,957,047	
Habeco Commerce One Member Company Limited	438,687,700	438,687,700	379,733,200	379,733,200	
Other Entities	137,165,174,796	137,165,174,796	217,911,044,358	217,911,044,358	
	191,966,556,263	191,966,556,263	420,168,774,406	420,168,774,406	
b) Long-term	-	-	-	-	
Total	440,613,931,323	440,613,931,323	976,671,316,431	976,671,316,431	

c) Outstanding overdue debts: None.

d) Trade payable to related parties: Refer to note VII.2.

HANOI BEER ALCOHOL AND BEVERAGE JOINT STOCK CORPORATION
Address: 183 Hoang Hoa Tham, Ngoc Ha Ward, Ba Dinh District, Ha Noi City
FINANCIAL STATEMENTS

Notes to the separate financial statements (continued)

13. Taxes and other payables to the State

Unit: VND

	Beginning balance	Amounts payable during the period	Amounts paid during the period	Ending balance
a) Payable	160,423,176,280	336,806,492,879	382,801,094,098	114,428,575,061
Domestic value-added tax	-	44,945,394,981	27,088,582,524	17,856,812,457
Imported goods value-added tax	-	1,352,235,605	1,352,235,605	-
Special consumption tax	105,373,895,386	272,832,683,057	292,827,547,385	85,379,031,058
Corporate income tax	53,304,293,789	7,566,152,292	53,304,293,789	7,566,152,292
Personal income tax	1,687,345,265	9,819,820,140	8,065,356,481	3,441,808,924
Natural resource tax	57,641,840	172,974,880	154,568,640	76,048,080
Other taxes and fees	-	117,231,924	8,509,674	108,722,250
b) Receivable	1,696,667,810	3,500,000	3,500,000	1,696,667,810
Land tax and land rental fees	1,696,550,403	-	-	1,696,550,403
Other taxes and fees	117,407	3,500,000	3,500,000	117,407

HANOI BEER ALCOHOL AND BEVERAGE JOINT STOCK CORPORATION

Address: 183 Hoang Hoa Tham, Ngoc Ha Ward, Ba Dinh District, Ha Noi City

FINANCIAL STATEMENTS**Notes to the separate financial statements (continued)****14. Payable expenses**

	Ending balance VND	Beginning balance VND
a) Short-term	160,793,691,312	24,320,798,895
Sales and sales support costs	149,899,535,390	12,397,926,135
Accrual of construction costs	8,767,129,566	9,405,340,569
Other payables	2,127,026,356	2,517,532,191
b) Long-term	-	-
Total	160,793,691,312	24,320,798,895

15. Other payables

	Ending balance VND	Beginning balance VND
a) Short-term	341,729,200,066	70,312,649,109
Union funds	807,543,545	343,032,628
Short-term deposits and guarantees received	880,578,191	884,040,615
Dividends payable to shareholders	328,230,070,284	61,660,070,284
Other payables	11,811,008,046	7,425,505,582
b) Long-term	96,554,817,006	95,146,299,506
Deposit on bottles and crates received	96,554,817,006	95,146,299,506
Total	438,284,017,072	165,458,948,615

c) Other payables to related parties: Refer to note VII.2.

HANOI BEER ALCOHOL AND BEVERAGE JOINT STOCK CORPORATION
Address: 183 Hoang Hoa Tham, Ngoc Ha Ward, Ba Dinh District, Ha Noi City
FINANCIAL STATEMENTS
Notes to the separate financial statements (continued)

16. Owner's equity

a) Reconciliation table of changes in owners' equity

Unit: VND

Items	Owner's contributed capital	Development Investment Fund	Other Funds	Undistributed after- tax profit	Total
Balance at the beginning of previous year	2,318,000,000,000	1,083,800,291,522	11,698,027,465	881,894,480,143	4,295,392,799,130
Profit from the previous period				29,199,185,498	29,199,185,498
Utilize the social welfare fund			(27,000,000)		(27,000,000)
Balance at the end of the previous period	2,318,000,000,000	1,083,800,291,522	11,671,027,465	911,093,665,641	4,324,564,984,628
Balance at the beginning of this year	2,318,000,000,000	1,083,800,291,522	11,432,027,465	846,909,872,878	4,260,142,191,865
Profit for this period				31,975,851,535	31,975,851,535
Dividend distribution from profits of 2023				(266,570,000,000)	(266,570,000,000)
Appropriation to the bonus and welfare fund from profits of 2023				(55,636,252,605)	(55,636,252,605)
Appropriation to executive bonus fund from profits of 2023				(1,296,000,000)	(1,296,000,000)
Utilize the social welfare fund			(31,500,000)		(31,500,000)
Balance at the end of this period	2,318,000,000,000	1,083,800,291,522	11,400,527,465	555,383,471,808	3,968,584,290,795

HANOI BEER ALCOHOL AND BEVERAGE JOINT STOCK CORPORATION

Address: 183 Hoang Hoa Tham, Ngoc Ha Ward, Ba Dinh District, Ha Noi City

FINANCIAL STATEMENTS**Notes to the separate financial statements (continued)****b) Details of owners' capital**

	Ending balance	%	Beginning balance	%
	VND		VND	
State capital contribution	1,895,924,000,000	81.79	1,895,924,000,000	81.79
Capital contribution of Carlsberg Breweries A/S	401,982,000,000	17.34	401,982,000,000	17.34
Capital contribution of Carlsberg Vietnam Trading Limited	3,814,000,000	0.16	3,814,000,000	0.16
Capital contribution of other shareholders	16,280,000,000	0.70	16,280,000,000	0.70
Total	2,318,000,000,000	100	2,318,000,000,000	100

c) Capital transactions with owners

	Accumulated from the beginning of the year to 31/03/2025 VND	Accumulated from the beginning of the year to 31/03/2024 VND
Owners' investment capital		
At the beginning of year	2,318,000,000,000	2,318,000,000,000
Increase in the period	-	-
Decrease in the period	-	-
At the end of period	2,318,000,000,000	2,318,000,000,000

d) Share

	Ending balance	Beginning balance
Number of shares registered for issuance	231,800,000	231,800,000
Number of shares sold to the public	231,800,000	231,800,000
- Common shares	231,800,000	231,800,000
- Preferred shares	-	-
Number of shares to be redeemed	-	-
- Common shares	-	-
- Preferred shares	-	-
Number of outstanding shares	231,800,000	231,800,000
- Common shares	231,800,000	231,800,000
- Preferred shares	-	-

*Par value of outstanding shares: 10,000 VND***17. Off-balance sheet items**

	Ending balance	Beginning balance
Foreign Currencies		
- USD	206,719.39	173,554.81
- EUR	6,507.27	3,640.62

HANOI BEER ALCOHOL AND BEVERAGE JOINT STOCK CORPORATION
Address: 183 Hoang Hoa Tham, Ngoc Ha Ward, Ba Dinh District, Ha Noi City
FINANCIAL STATEMENTS

Notes to the separate financial statements (continued)

VI. ADDITIONAL INFORMATION FOR ITEMS PRESENTED IN THE SEPARATE INCOME STATEMENT

1. Revenue from sales and services

	Q1/2025 VND	Q1/2024 VND	Accumulated from the beginning of the year to 31/03/2025 VND	Accumulated from the beginning of the year to 31/03/2024 VND
Revenue from sales of finished goods and merchandise	1,096,632,211,275	895,183,633,044	1,096,632,211,275	895,183,633,044
Revenue from provision of services and other revenues	8,969,350,359	7,836,518,082	8,969,350,359	7,836,518,082
Total	1,105,601,561,634	903,020,151,126	1,105,601,561,634	903,020,151,126

Revenue from sales and provision of services to related parties: Refer to note VII.2.

2. Deductions from revenue

	Q1/2025 VND	Q1/2024 VND	Accumulated from the beginning of the year to 31/03/2025 VND	Accumulated from the beginning of the year to 31/03/2024 VND
Returned goods	93,902,301	47,526,642	93,902,301	47,526,642
Trade discounts	6,263,836,986	-	6,263,836,986	-
Total	6,357,739,287	47,526,642	6,357,739,287	47,526,642

3. Net revenue from sales and services

	Q1/2025 VND	Q1/2024 VND	Accumulated from the beginning of the year to 31/03/2025 VND	Accumulated from the beginning of the year to 31/03/2024 VND
Net revenue from sales of finished goods and merchandise	1,090,274,471,988	895,136,106,402	1,090,274,471,988	895,136,106,402
Net revenue from provision of services and other revenues	8,969,350,359	7,836,518,082	8,969,350,359	7,836,518,082
Total	1,099,243,822,347	902,972,624,484	1,099,243,822,347	902,972,624,484

HANOI BEER ALCOHOL AND BEVERAGE JOINT STOCK CORPORATION
Address: 183 Hoang Hoa Tham, Ngoc Ha Ward, Ba Dinh District, Ha Noi City
FINANCIAL STATEMENTS

Notes to the separate financial statements (continued)

4. Cost of goods		Q1/2025 VND	Q1/2024 VND	Accumulated from the beginning of the year to 31/03/2025 VND	Accumulated from the beginning of the year to 31/03/2024 VND
	Cost of finished goods	267,101,756,989	305,073,328,072	267,101,756,989	305,073,328,072
	Cost of merchandise	591,755,537,454	402,350,438,336	591,755,537,454	402,350,438,336
	Total	858,857,294,443	707,423,766,408	858,857,294,443	707,423,766,408
5. Financial income		Q1/2025 VND	Q1/2024 VND	Accumulated from the beginning of the year to 31/03/2025 VND	Accumulated from the beginning of the year to 31/03/2024 VND
	Interest on deposits and loans	35,933,253,790	31,147,198,149	35,933,253,790	31,147,198,149
	Foreign exchange gain	273,319,634	149,143,373	273,319,634	149,143,373
	Total	36,206,573,424	31,296,341,522	36,206,573,424	31,296,341,522
6. Financial expenses		Q1/2025 VND	Q1/2024 VND	Accumulated from the beginning of the year to 31/03/2025 VND	Accumulated from the beginning of the year to 31/03/2024 VND
	Foreign exchange loss	271,629,316	98,290,045	271,629,316	98,290,045
	Provision/(reversal of provision) for decline in value of financial investments	1,088,791,331	5,060,472,795	1,088,791,331	5,060,472,795
	Total	1,360,420,647	5,158,762,840	1,360,420,647	5,158,762,840

HANOI BEER ALCOHOL AND BEVERAGE JOINT STOCK CORPORATION
Address: 183 Hoang Hoa Tham, Ngoc Ha Ward, Ba Dinh District, Ha Noi City
FINANCIAL STATEMENTS

Notes to the separate financial statements (continued)

7. Selling expenses

	Q1/2025 VND	Q1/2024 VND	Accumulated from the beginning of the year to 31/03/2025 VND	Accumulated from the beginning of the year to 31/03/2024 VND
Raw materials, supplies, and allocated tools expenses	3,726,062,563	4,505,111,617	3,726,062,563	4,505,111,617
Loading and transportation expenses	13,723,005,774	12,092,677,263	13,723,005,774	12,092,677,263
Advertising, promotion, and support expenses	166,045,575,211	119,693,710,699	166,045,575,211	119,693,710,699
Other selling expenses	8,859,009,180	8,549,083,040	8,859,009,180	8,549,083,040
Total	192,353,652,728	144,840,582,619	192,353,652,728	144,840,582,619

8. Administrative expenses

	Q1/2025 VND	Q1/2024 VND	Accumulated from the beginning of the year to 31/03/2025 VND	Accumulated from the beginning of the year to 31/03/2024 VND
Management staff expenses	26,031,580,294	19,026,246,679	26,031,580,294	19,026,246,679
Depreciation expenses	7,711,686,403	8,480,756,709	7,711,686,403	8,480,756,709
Land rental expenses	-	101,575,000	-	101,575,000
Other administrative expenses	10,928,302,700	14,604,148,211	10,928,302,700	14,604,148,211
Total	44,671,569,397	42,212,726,599	44,671,569,397	42,212,726,599

HANOI BEER ALCOHOL AND BEVERAGE JOINT STOCK CORPORATION
Address: 183 Hoang Hoa Tham, Ngoc Ha Ward, Ba Dinh District, Ha Noi City
FINANCIAL STATEMENTS

Notes to the separate financial statements (continued)

9. Other income

	Q1/2025 VND	Q1/2024 VND	Accumulated from the beginning of the year to 31/03/2025 VND	Accumulated from the beginning of the year to 31/03/2024 VND
Penalty compensation income	26,222,808	105,679,860	26,222,808	105,679,860
Income from selling brewery by-products	1,276,654,400	1,401,775,200	1,276,654,400	1,401,775,200
Recovery of bottles and cases	103,398,210	30,905,135	103,398,210	30,905,135
Other income	356,080,446	328,265,953	356,080,446	328,265,953
Total	1,762,355,864	1,866,626,148	1,762,355,864	1,866,626,148

10. Other expenses

	Q1/2025 VND	Q1/2024 VND	Accumulated from the beginning of the year to 31/03/2025 VND	Accumulated from the beginning of the year to 31/03/2024 VND
Administrative penalties, late tax payment	-	391,618	-	391,618
Other expenses	-	380,198	-	380,198
Total	-	771,816	-	771,816

11. Current corporate income tax expense

Corporate income tax payable by the Corporation is determined at a tax rate of 20% on taxable income.

The Corporation's tax finalization will be subject to inspection by the tax authorities. Due to the application of laws and tax regulations concerning various types of transactions, which may be interpreted in different ways, the tax amount presented in the financial statements may change based on the tax authorities' decision.

HANOI BEER ALCOHOL AND BEVERAGE JOINT STOCK CORPORATION
Address: 183 Hoang Hoa Tham, Ngoc Ha Ward, Ba Dinh District, Ha Noi City
FINANCIAL STATEMENTS
Notes to the separate financial statements (continued)

The estimated current corporate income tax of the Corporation is presented below:

	Q1/2025 VND	Q1/2024 VND	Accumulated from the beginning of the year to 31/03/2025 VND	Accumulated from the beginning of the year to 31/03/2024 VND
Total profit before tax	39,969,814,420	36,498,981,872	39,969,814,420	36,498,981,872
Adjustment to accounting profits to determine corporation income taxable profit	(2,139,052,958)	(1,811,586,621)	(2,139,052,958)	(1,811,586,621)
- Increases	-	-	-	-
- Decreases	2,139,052,958	1,811,586,621	2,139,052,958	1,811,586,621
+ <i>Repair and renovation expenses</i>	2,139,052,958	1,811,586,621	2,139,052,958	1,811,586,621
Total taxable profits	37,830,761,462	34,687,395,251	37,830,761,462	34,687,395,251
Corporate income tax rate	20%	20%	20%	20%
Current corporate income tax expenses	7,566,152,292	6,937,479,050	7,566,152,292	6,937,479,050
12. Cost by factor				
	Q1/2025 VND	Q1/2024 VND	Accumulated from the beginning of the year to 31/03/2025 VND	Accumulated from the beginning of the year to 31/03/2024 VND
Cost of materials, supplies	189,586,153,212	209,657,439,736	189,586,153,212	209,657,439,736
Labor costs	41,625,726,162	35,648,967,560	41,625,726,162	35,648,967,560
Depreciation expenses for fixed assets	29,844,382,342	45,392,103,799	29,844,382,342	45,392,103,799
Outsourced service expenses	211,442,902,433	163,316,748,104	211,442,902,433	163,316,748,104
Other cash expenses	14,892,430,030	17,115,231,865	14,892,430,030	17,115,231,865
Total	487,391,594,179	471,130,491,064	487,391,594,179	471,130,491,064

13. Basic and diluted earnings per share

The Corporation does not present this indicator in its separate financial statements because, in accordance with Accounting Standard No. 30 – Earnings per Share, when an entity prepares both separate and consolidated financial statements, it is only required to disclose earnings per share information in the consolidated financial statements as prescribed by the standard.

HANOI BEER ALCOHOL AND BEVERAGE JOINT STOCK CORPORATION
Address: 183 Hoang Hoa Tham, Ngoc Ha Ward, Ba Dinh District, Ha Noi City
FINANCIAL STATEMENTS

Notes to the separate financial statements (continued)

VII. OTHER INFORMATION

1. Subsequent events information

There are no significant events occurring after the date of the separate financial statements that require adjustment or disclosure in the separate financial statements.

2. Information about related parties

2.1 List of related parties

Related parties	Relationship
Habeco Commerce One Member Company Limited	Subsidiary
Ha Noi - Hai Duong Beer Joint Stock Company	Subsidiary
Ha Noi - Hai Phong Beer Joint Stock Company	Subsidiary
Ha Noi - Nam Dinh Beer Joint Stock Company	Subsidiary
Ha Noi - Thai Binh Beer Joint Stock Company	Subsidiary
Ha Noi - Thanh Hoa Beer Joint Stock Company	Subsidiary
Ha Noi - Quang Binh Beer Joint Stock Company	Subsidiary
Beer - Alcohol - Beverage Packaging Joint Stock Company	Subsidiary
Hanoi Liquor And Beverage Joint Stock Company	Subsidiary
Hanoi Beer Trading Joint Stock Company	Subsidiary
Ha Noi - Quang Ninh Beer Alcohol And Beverage Joint Stock Company	Subsidiary
Hanoi Beer Alcohol Beverages Investment Development Joint Stock Company	Subsidiary
Ha Noi - Nghe An Beer Joint Stock Company	Subsidiary
Ha Noi - Quang Tri Beer Joint Stock Company	Subsidiary
Habeco - Hai Phong Joint Stock Company	Subsidiary
Ha Noi - Hong Ha Beer Joint Stock Company	Subsidiary
Habeco - Kim Bai Joint Stock Company	Subsidiary
Habeco-Transportation Joint Stock Company	Associated company
Habeco Development Investment Joint Stock Company	Associated company
Harec Investment And Trade Joint Stock Company	Associated company
San Miguel Yamamura Haiphong Glass Company Limited	Associated company
Habeco Packaging Joint Stock Company	Associated company
Lilama Land Corporation	Other innvestments
Industrial University Of Vinh	Other innvestments
Vinaceglass Joint Stock Company	Other innvestments
Ha Noi - Hung Yen Trading Beer Joint Stock Company 89	Other innvestments

HANOI BEER ALCOHOL AND BEVERAGE JOINT STOCK CORPORATION

Address: 183 Hoang Hoa Tham, Ngoc Ha Ward, Ba Dinh District, Ha Noi City

FINANCIAL STATEMENTS

Notes to the separate financial statements (continued)

Key management personnel and related individuals include: Members of the Board of Directors, the Board of Management, Board of Supervisors, the Chief Accountant, and close family members of these individuals.

2.2 Transactions with related parties

During the first quarter of the fiscal year 2025, the Corporation entered into transactions with related parties. The main transactions (excluding VAT) are as follows:

Related parties	Transaction details	Unit: VND	
		Accumulated from the beginning of the year to 31/03/2025	Accumulated from the beginning of the year to 31/03/2024
Habeco Commerce One Member Company Limited	Recovery of bottles and cases	5,398,182	33,854,545
	Sale of goods, finished products	805,911,515,740	718,897,683,850
	Electricity, water, and other expenses	51,643,842	-
	Penalties, others	3,008,000	35,264,000
	Returns and trade discounts	5,168,403,999	-
	Office and warehouse leasing	3,782,923,570	4,110,901,170
	Advertising materials, promotions, sales support	63,967,633,562	52,891,067,461
	License fees	72,464,544	79,898,400
	License fees	11,211,823	8,171,261
	Purchase of goods	21,820,027,500	19,465,852,120
Ha Noi - Hai Duong Beer Joint Stock Company Ha Noi - Hai Phong Beer Joint Stock Company Ha Noi - Thai Binh Beer Joint Stock Company	Sale of materials, goods	5,101,692,574	3,969,644,140
	License fees	1,434,672	-
	Purchase of goods	40,048,648,640	47,356,170,000
	Sale of materials, goods	269,546,149,906	226,283,385,575
	Sales support expenses, advertising materials	14,838,922,199	12,579,296,580
	License fees	13,448,592	11,048,907
	Recovery of bottles and cases	495,000	1,016,001
	Returns and trade discounts	1,095,432,987	-
	Warehouse leasing	387,114,000	-
	Purchase of goods	10,580,942,500	12,301,495,020
Ha Noi - Quang Binh Beer Joint Stock Company			

HANOI BEER ALCOHOL AND BEVERAGE JOINT STOCK CORPORATION

Address: 183 Hoang Hoa Tham, Ngoc Ha Ward, Ba Dinh District, Ha Noi City

FINANCIAL STATEMENTS

Notes to the separate financial statements (continued)

Related parties	Transaction details	Accumulated from the beginning of the year to 31/03/2025	Accumulated from the beginning of the year to 31/03/2024
Beer - Alcohol - Beverage Packaging Joint Stock Company	Sale of materials, goods	1,950,189,500	2,109,756,266
Hanoi Beer Trading Joint Stock Company	Purchase of bottle caps	1,433,565,000	2,208,465,000
	Sale of finished products	164,215,102,900	139,794,564,200
	Returns	71,868,850	78,418,350
	Lease of premises, electricity, water	782,159,400	782,159,400
	Electricity, water and other expenses	35,055,171	-
	Sales support expenses, keg rental	8,267,088,906	-
Ha Noi - Quang Ninh Beer Alcohol And Beverage Joint Stock Company	Sales support expenses	-	554,306,400
	Sale of finished products, goods	-	6,372,102,160
Hanoi Beer Alcohol Beverages Investment Development Joint Stock Company	Purchase of goods	105,026,380,720	49,891,462,910
	Sale of materials, goods	34,405,595,645	20,428,244,583
Ha Noi - Quang Tri Beer Joint Stock Company	License fees	227,521,872	249,119,712
	Purchase of goods	63,771,978,160	41,850,150,330
	Sale of materials, goods	22,448,068,120	15,576,234,255
Habeco - Hai Phong Joint Stock Company	Purchase of goods	98,978,922,000	68,514,340,500
	Sale of materials, goods	27,314,914,121	16,198,239,720
	Equipment leasing	516,750,000	-
Ha Noi - Hong Ha Beer Joint Stock Company	Sale of materials, goods	45,144,000	87,780,000
	License fees	633,920,330	588,260,837
	Purchase of goods	91,118,760,400	63,903,606,030
Ha Noi - Nghe An Beer Joint Stock Company	Sale of materials, goods	25,541,135,036	16,593,184,148
	License fees	11,395,728	9,692,784
	License fees	48,599,782	56,394,982
	Purchase of goods	23,296,320	26,779,229
Ha Noi - Nam Dinh Beer Joint Stock Company	Sale of materials, goods	56,948,000	-
Hanoi Liquor And Beverage Joint Stock Company	License fees	362,680,416	391,945,392
Habeco - Kim Bai Joint Stock Company	Lease of premises	561,600,000	280,800,000
Habeco-Transportation Joint Stock Company			

HANOI BEER ALCOHOL AND BEVERAGE JOINT STOCK CORPORATION

Address: 183 Hoang Hoa Tham, Ngoc Ha Ward, Ba Dinh District, Ha Noi City

FINANCIAL STATEMENTS

Notes to the separate financial statements (continued)

Related parties	Transaction details	Accumulated from the beginning of the year to 31/03/2025	Accumulated from the beginning of the year to 31/03/2024
San Miguel Yamamura Hai Phong Glass Company Limited	Transport and handling costs	4,287,072,446	4,211,329,700
Habeco Packaging Joint Stock Company	Sale of scrap	22,487,400	13,229,200
	Purchase of packaging materials	13,885,714,920	14,840,343,760
	Electricity, water, and other expenses	17,616,000	12,304,000
	Other expenses	18,000,000	-
As of the end of the accounting period, the outstanding amounts with related parties are as follow:			
Related parties	Transaction details	Unit: VND	
		Receivable/(payable) amount	Beginning balance
Ha Noi - Hong Ha Beer Joint Stock Company	Sale of materials, goods, lease of premises	733,389,476	1,392,737,580
Habeco - Hai Phong Joint Stock Company	Sale of materials, goods, lease of assets	6,245,091,954	25,315,317,861
	Purchase of goods	(16,067,620,800)	(58,765,756,411)
	Equipment leasing	516,750,000	-
	Purchase of goods	(438,687,700)	(379,733,200)
Beer - Alcohol - Beverage Packaging Joint Stock Company	Purchase of goods	(19,514,880)	-
Hanoi Liquor And Beverage Joint Stock Company	Sale of materials, goods	78,261,708	227,634,157
Ha Noi - Hai Duong Beer Joint Stock Company	Sale of materials, goods	12,108,770	22,677,203
Ha Noi - Hai Phong Beer Joint Stock Company	Purchase of goods	(14,052,320,072)	(50,932,677,645)
Ha Noi - Nghe An Beer Joint Stock Company	Sale of materials, goods	12,307,386	19,374,371
	Sale of materials, goods	1,160,798,560	3,012,256,852
Ha Noi - Quang Binh Beer Joint Stock Company	Purchase of goods	(2,764,290,711)	(13,205,957,047)
Ha Noi - Quang Tri Beer Joint Stock Company	Sale of materials, goods	-	10,598,370
	Purchase of goods	(12,843,769,887)	(24,620,845,645)
Ha Noi - Thai Binh Beer Joint Stock Company	Purchase of goods	(423,422,285)	-
	Sale of materials, goods	4,366,000,493	2,898,069,760
Ha Noi - Thanh Hoa Beer Joint Stock Company	Purchase of goods	(3,734,092,282)	(31,241,102,656)

HANOI BEER ALCOHOL AND BEVERAGE JOINT STOCK CORPORATION

Address: 183 Hoang Hoa Tham, Ngoc Ha Ward, Ba Dinh District, Ha Noi City

FINANCIAL STATEMENTS

Notes to the separate financial statements (continued)

Related parties	Transaction details	Receivable/(payable) amount	
		Ending balance	Beginning balance
Hanoi Beer Alcohol Beverages Investment Development Joint Stock Company	Sale of materials, goods Receive deposits, guarantees Sale of materials, goods	30,574,859,864 (7,737,752,700) 245,723,622	5,038,315,557 (7,738,297,200) 525,950,755
Hanoi Beer Trading Joint Stock Company	Purchase of goods	(22,967,115,325)	(120,141,600,824)
Ha Noi - Quang Ninh Beer Alcohol And Beverage Joint Stock Company	Advance payment for goods	(11,667,815,818)	(1,425,595,704)
	Advance payment for goods	(546,001,172)	(1,371,785,172)
Habeco Commerce One Member Company Limited	Receive deposits, guarantees	(548,072,000)	(548,072,000)
Ha Noi - Nam Dinh Beer Joint Stock Company	Sale of goods, lease of premises	181,977,215,121	26,127,745,020
	Receive bottle and case deposits	(88,134,977,000)	(86,725,915,000)
	Other payables	(137,165,174,796)	(217,911,044,358)
	Sale of materials, goods	52,487,765	147,941,875
San Miguel Yamamura Haiphong Glass Company Limited	Sale of materials, goods	22,123,234	116,024,461
	Purchase of goods	-	(166,536,240)
Habeco - Kim Bai Joint Stock Company	Sale of materials, goods	453,198,689	925,185,250
Habeco-Transportation Joint Stock Company	Transport costs	(1,047,657,747)	(8,032,445,316)
Habeco Packaging Joint Stock Company	Sale of materials, goods	19,025,280	17,421,600
	Purchase of goods	(5,966,309,936)	(14,191,151,735)

HANOI BEER ALCOHOL AND BEVERAGE JOINT STOCK CORPORATION
Address: 183 Hoang Hoa Tham, Ngoc Ha Ward, Ba Dinh District, Ha Noi City
FINANCIAL STATEMENTS

Notes to the separate financial statements (continued)

During the first quarter of the fiscal year 2025, Income of the Board of Directors, the Board of Management, Supervisory Board, and Chief Accountant are as follows:

Full Name	Position	Q1/2025 VND	Q1/2024 VND	Accumulated from the beginning of the year to 31/03/2025	Accumulated from the beginning of the year to 31/03/2024
Salary and remuneration of Board of directors members					
Mr Tran Dinh Thanh	Chairman	297,600,000	297,600,000	297,600,000	297,600,000
Mr Ngo Que Lam	Member	40,800,000	40,800,000	40,800,000	40,800,000
Mr Vu Xuan Dung	Member	40,800,000	40,800,000	40,800,000	40,800,000
Mr Tran Thuan An	Member	40,800,000	40,800,000	40,800,000	40,800,000
Mr Bui Huu Quang	Member	40,800,000	40,800,000	40,800,000	40,800,000
Ms Quan Le Ha	Member	40,800,000	40,800,000	40,800,000	40,800,000
Mr Tran Danh Dang	Member	40,800,000	40,800,000	40,800,000	40,800,000
Income of supervisory board members					
Ms Chu Thi Thu Trang	Head	187,200,000	187,200,000	187,200,000	187,200,000
Mr Tran Duc Giang	Member	24,000,000	24,000,000	24,000,000	24,000,000
Ms Thieu Hong Nhung	Member	24,000,000	24,000,000	24,000,000	24,000,000
Income of the General Director and other key Management personnel					
Mr Ngo Que Lam	General Director	268,800,000	268,800,000	268,800,000	268,800,000
Income of other key Management personnel		1,022,400,000	1,022,400,000	1,022,400,000	1,022,400,000

HANOI BEER ALCOHOL AND BEVERAGE JOINT STOCK CORPORATION

Address: 183 Hoang Hoa Tham, Ngoc Ha Ward, Ba Dinh District, Ha Noi City

FINANCIAL STATEMENTS

Notes to the separate financial statements (continued)

3. Segment reporting

Segment information is presented by business segment and geographic area. The primary segment reporting is by business segment, based on the Corporation's organizational structure, internal management, and internal financial reporting system.

Geographic area

The Corporation operates only within the territory of Vietnam, so it does not present segment reporting by geographic area.

Business segment

The Corporation's principal business activity is the production and sale of beer products. Accordingly, segment reporting by business activity is not presented

4. Secured assets

As at 31 March 2025, the Corporation did not pledge any assets as collateral for other parties, nor did it hold any collateral assets on behalf of other entities.

5. Credit risk

Credit risk is the risk that partners will not perform its obligations under the provisions of a financial instrument or contract leading to financial losses. Corporation has credit risk from its business activities (primarily accounts receivable for customers) and from its own financial operations, including bank deposits and other financial instruments.

Account receivable

The management of customer credit risk based on Corporation policies, procedures and process control of the Corporation relating to the management of customers credit risk.

Customer receivables which are unpaid are regularly monitored. The analysis of the ability to be made redundant at the reporting date on the basis of each large customer. On this basis, Corporation does not have risk of credit concentration.

Bank deposits

Most bank deposits of Corporation shall be deposited at the prestigious banks in Vietnam. The Corporation found that concentrations of credit risk for bank deposits are low.

6. Liquidity risk

Liquidity risk is the risk that Corporation has difficulty in complete the financial obligations due to lack of capital. Liquidity risk of the Corporation arises mainly due to mismatch in the maturities of financial assets and financial liabilities.

Corporation manage liquidity risk through maintaining the ratio of cash and cash equivalents at the level that Board of Directors thought its sufficient to provide financial support for the business of Corporation and to minimize impact of changing cash flows.

HANOI BEER ALCOHOL AND BEVERAGE JOINT STOCK CORPORATION

Address: 183 Hoang Hoa Tham, Ngoc Ha Ward, Ba Dinh District, Ha Noi City

FINANCIAL STATEMENTS**Notes to the separate financial statements (continued)**

Information maturities of financial liabilities of the Corporation based on the value without discounting payments under the contract as follows:

Unit: VND

	Under 01 year	From 01 year to 05 years	Total
Ending balance	1,129,751,496,062	96,554,817,006	1,226,306,313,068
Accounts payable	440,613,931,323	-	440,613,931,323
Accrued expenses	160,793,691,312	-	160,793,691,312
Other payables	528,343,873,427	96,554,817,006	624,898,690,433
Beginning balance	1,318,216,300,983	95,146,299,506	1,413,362,600,489
Accounts payable	976,671,316,431	-	976,671,316,431
Accrued expenses	24,320,798,895	-	24,320,798,895
Other payables	317,224,185,657	95,146,299,506	412,370,485,163

The Corporation believe that the risk level for payments to financial liabilities is low. The Corporation can settle their current portion of debts from operating cash flow and the gain from financial liabilities on due dates.

7. Market risk

Market risk is the risk that fair value or future value of cash flows from financial instruments will fluctuate with changing of market prices. Market risk includes three types: foreign currency risk, interest rate risk and other price risk.

Foreign currency risk

Foreign currency risk is the risk that fair value or future cash flows of financial instruments will fluctuate with changes in the exchange rate.

Corporation management of exchange risks by considering the current market and expected the Corporation to plan for the future trading in foreign currency. Corporation monitored the risks to assets and financial liabilities in foreign currency.

Interest rate risk

Interest rate risk is the risk that fair value or future cash flows of a financial instrument will fluctuate due to changes of market interest rates. The risk of changes in market interest rates of the Corporation primarily related to short-term deposits and loans.

The Corporation manages interest rate risk by closely monitoring market conditions relevant. by that Corporation will determine the appropriate interest rate policy for risk limited purpose Corporation.

The Corporation does not perform a sensitivity analysis for interest rate risk because interest rate changes at the reporting date is not significant.

Other price risk

Other price risk is the risk that the fair value or future cash flows of a financial instrument will fluctuate due to market price changes, other than changes in interest rates and exchange rates.

8. Information about going concern

During the period, there were no activities or events that significantly affected the Corporation's ability to continue as a going concern. Therefore, the Corporation's separate financial statements are prepared on the assumption that the Corporation will continue to operate.

HANOI BEER ALCOHOL AND BEVERAGE JOINT STOCK CORPORATION

Address: 183 Hoang Hoa Tham, Ngoc Ha Ward, Ba Dinh District, Ha Noi City

FINANCIAL STATEMENTS

Notes to the separate financial statements (continued)

9. Comparative figures

The comparative figures are the figures in the separate financial statements for the fiscal year ended 31 December 2024, which have been audited, and the separate financial statements for the the first quarter of the fiscal year 2024 ended 31 March 2024, which have been reviewed by Nhan Tam Viet Auditing Company Limited.

Prepared by



Tran Quoc Viet


Ha Noi, 28 April 2025

Chief Accountant



Pham Thu Thuy

General Director



Ngo Que Lam

